Ordinary Council Meeting

10 November 2026

APPENDICES

Reference	Title
8.1.A	Minutes of the Ordinary Council Meeting 13 October 2026
10.1.A	Minutes of the Tourism and Economic Development Committee Meeting 20 October 2026
13.1.A	Draft Shire of Collie Public Health Plan 2026-2031
13.2.A	Wheatbelt Rail Trails Report
13.3.A	Draft Economic Development & Tourism Strategy
14.3.A	Financial Management Report - September 2026
14.4.A	List of Accounts Paid 16 September to 15 October 2026
14.4.B	List of Purchasing Card Payments 16 September to 15 October 2026
19.1.A	Council Resolutions – Closed since last meeting
19.1.B	Council Resolutions - Open

Shire of Collie

MINUTES

of the

ORDINARY MEETING OF COUNCIL

held on

Tuesday, 13 October 2026







Our Vision

Collie – *Nature at our doorstep, community at heart.*

Our Mission

The Shire of Collie delivers high quality services, advocates for Collie, and fosters partnerships to achieve better outcomes which are guided by the community's vision and balanced by responsible financial management.

Our Values

The core values at the heart of the Council's commitment to the community are:

***I**ntegrity*

***T**ransparency*

***A**ccountability*

***C**ollaboration*

***R**espect*

Our Commitment to Community

***We will** lead the delivery of our vision*

***We will** support local business wherever possible*

***We will** consult and engage with our community on issues that affect them*

***We will** encourage, welcome and value feedback*

***We will** encourage, support and advocate for our community*

Acknowledgement of Country

The Shire of Collie acknowledges the Traditional Custodians of the land, the Wiilman and Kaniyang people of the Noongar Nation, and pays our respects to Elders, past, present and emerging. We thank them for the contributions they have made to life in the Shire of Collie and to this region.

Contents

1. OPENING/ATTENDANCE/APOLOGIES & LEAVE OF ABSENCE 2
1.1 Councillors granted Leave of Absence at previous meeting/s 2
1.2 Councillors requesting Leave of Absence 2
2. PUBLIC QUESTION TIME 3
3. RESPONSES TO PREVIOUS PUBLIC QUESTIONS TAKEN ON NOTICE 4
4. DISCLOSURE OF FINANCIAL INTEREST 4
5. PETITIONS/DEPUTATIONS/PRESENTATIONS/SUBMISSIONS 4
6. NOTIFICATION OF MATTERS FOR WHICH THE MEETING MAY BE CLOSED TO THE PUBLIC 4
7. ITEMS BROUGHT FORWARD DUE TO INTEREST BY ATTENDING PERSONS 5
13.1 Proposed Scheme Amendment - 185 Throssell Street and 1 Wellington Boulevard, Collie - Mixed Use Zone 5
13.2 Adoption of Trading in Public Places Policy (CP3-002) 15
13.3 2026/27 Pool Season Opening and Closing Date and Times 22
8. CONFIRMATION OF THE PREVIOUS MEETINGS OF COUNCIL MINUTES 26
8.1 Ordinary Council Meeting – 8 September 2026 26
9. BUSINESS ARISING FROM THE PREVIOUS MINUTES 26
10. RECEIPT OF MINUTES OF COMMITTEE MEETINGS HELD SINCE THE PREVIOUS MEETING OF COUNCIL 26
10.1 Bush Fire Advisory Committee Meeting – 15 September 2026 26
10.2 Tourism and Economic Development Committee Meeting – 29 Sep 2026 27
11. CEO REPORTS 28
11.1 SecondBite Food Distribution Hub 28
12. OPERATIONS REPORTS 32
13. DEVELOPMENT SERVICES REPORTS 32
14. CORPORATE SERVICES REPORTS 32
14.1 Sharing of CCTV with WAPOL 32
14.2 Financial Management Report – August 2026 39
14.3 Accounts Paid – 16 August to 15 September 2026 43
15. MOTIONS FOR WHICH PRIOR NOTICE HAS BEEN GIVEN 47
16. QUESTIONS BY MEMBERS FOR WHICH DUE NOTICE HAS BEEN GIVEN 47
17. URGENT BUSINESS APPROVED BY THE PRESIDING MEMBER OR BY DECISION 47
17.1 Extended Retail Trading Hours – 2026 Christmas & 2027 Public Holidays 47
18. ANNOUNCEMENTS BY THE PRESIDING MEMBER AND COUNCILLORS 50
19. STATUS REPORT ON COUNCIL RESOLUTIONS 50
20. CLOSURE OF MEETING TO MEMBERS OF THE PUBLIC 50
20.1 Employee Matter 51
21. CLOSE 52

Minutes of the Ordinary Meeting of the Collie Shire Council held in the Council Chambers, 87 Throssell Street Collie, on Tuesday, 13 October 2026.

The Shire President declared the meeting open at 6:02 pm and welcomed Councillors, staff, press and those attending as public gallery.

1. OPENING/ATTENDANCE/APOLOGIES & LEAVE OF ABSENCE

PRESENT:	Ian Miffling OAM JP	Councillor (Presiding Member)
	Joe Italiano	Councillor (Deputy Member)
	Gary Faries	Councillor
	Dale Hill-Power JP	Councillor
	John Kearney	Councillor
	Paul Moyses	Councillor
	Rob Wells	Councillor
	Phil Anastasakis	Chief Executive Officer
	Alan Thornton	Director Corporate Services
	Brad Grinter	Director Operations
	Alex Wiese	Director Development Services
	David Quelch	Manager Planning and Development (left 7:21pm)
	Nicole Wasmann	Governance Coordinator
APOLOGY:	Brett Hansen	Councillor
	Michelle Smith	Councillor

VISITORS: Nil.

PRESS: 1 member of the press attended

GALLERY: 16 members of the public attended

1.1 Councillors granted Leave of Absence at previous meeting/s

Nil.

1.2 Councillors requesting Leave of Absence

The Shire President advised that Cr Hansen and Cr Smith had requested a leave of absence for this Ordinary Council Meeting.

Cr Italiano and Cr Faries requested a leave of absence for the November Ordinary Council Meeting.

Council Decision:	***Resolution: 9838***
Moved: ***Cr Faries***	***Seconded:*** ***Cr Kearney***

That Council:

1. *Grants Cr Hansen and Cr Smith a Leave of Absence for this Ordinary Council Meeting.*
2. *Grants Cr Italiano and Cr Faries Leave of Absence for the Ordinary Council Meeting being held on Tuesday 10 November 2026.*

Carried:7/0

For: *Cr Miffling, Cr Italiano, Cr Faries, Cr Hill-Power, Cr Kearney, Cr Moyses, Cr Wells.*

Against: *Nil*

2. PUBLIC QUESTION TIME

Ms Gretta Golubic

Question 1 – Ms Gretta Golubic referred to reports included in the appendices for this meeting, highlighting payments for relief staff listed in the Accounts Paid report and previous Council decisions recorded in the Status Report on Council Resolutions. Ms Golubic also referenced a recently advertised vacant position and asked where the funding would come from for these positions.

Response – The Shire President explained that funding for these positions had been provided for within the budget set by Council.

Question 2 - Ms Gretta Golubic referenced an item from the October 2025 Ordinary Council Meeting relating to Renergi and a decision made behind closed doors, and asked what the outcome had been from the decision.

Response – The Shire President advised that the item Ms Golubic was referring to related to the potential for an agreement for the use of the land between the Council and Renergi.

Question 3 – Ms Gretta Golubic voiced her objections to the decision to charge $5 per hour for computer use at the library.

Response – The Shire President advised that this matter has been resolved.

Mr Richard Lee-Tarran

Question 1 – Mr Richard Lee-Tarran requested information regarding his development application for a property on Wittenoom Street in Collie.

Response – The Shire President advised that Council had deferred consideration of the application at the previous meeting while it awaits further information on the matter.

The Director Development Services invited Mr Lee-Tarran to meet with him to discuss the matter further.

Mr Justin Thomas

Question 1 – Mr Justin Thomas referred to his proposed development in Bunbury Street and the application of the Shire's laneway policy.

Response – The Director Development Services advised that he was available to meet with Mr Thomas to discuss the matter further. The Shire President encouraged Mr Thomas to contact the Director to arrange a meeting.

3. RESPONSES TO PREVIOUS PUBLIC QUESTIONS TAKEN ON NOTICE

Nil.

4. DISCLOSURE OF FINANCIAL INTEREST

The Chief Executive Officer advised that Disclosures of Interest had been received from Councillors/staff as listed below:

Councillor/staff	Agenda Item	Disclosure
Cr Kearney	Item 13.1 - Proposed Scheme Amendment - 185 Throssell Street and 1 Wellington Boulevard, Collie - Mixed Use Zone	Impartial – work related

5. PETITIONS/DEPUTATIONS/PRESENTATIONS/SUBMISSIONS

Nil.

6. NOTIFICATION OF MATTERS FOR WHICH THE MEETING MAY BE CLOSED TO THE PUBLIC

20.1 - Employee Matter

7. ITEMS BROUGHT FORWARD DUE TO INTEREST BY ATTENDING PERSONS

Items 13.1, 13.2 and 13.3 were brought forward due to interested attending persons.

Cr Kearney declared an impartial interest in item 13.1.

13.1 Proposed Scheme Amendment - 185 Throssell Street and 1 Wellington Boulevard, Collie - Mixed Use Zone	
Reporting Department:	Development Services
Reporting Officer:	David Quelch – Manager Planning & Development
Accountable Manager:	Alex Wiese – Director Development Services
Legislation	Amend a Local Planning Scheme – *Planning and Development Act 2005*
File Number:	A6036
Appendices:	Appendix 13.1.A – Planning Scheme Amendment Report
Voting Requirement	Simple Majority

Report Purpose:

For Council to consider initiating the process to amend the Shire of Collie Local Planning Scheme No. 6 to allow rezoning from Special Use Zone 1 (the Collie Ridge Resort site) to a Mixed Use Zone.

Council Decision: ***Resolution: 9839***

Moved: ***Cr Kearney*** ***Seconded:*** ***Cr Hill-Power***

That Council suspend Standing Orders.

Carried: 7/0

For: *Cr Miffling, Cr Italiano, Cr Faries, Cr Hill-Power, Cr Kearney, Cr Moyses, Cr Wells.*

Against: *Nil.*

The Shire President invited Mr James Clarke to speak on the proposal. Mr Clarke provided an overview of the proposal and responded to questions from Elected Members.

Council Decision: ***Resolution: 9840***

Moved: ***Cr Faries*** ***Seconded:*** ***Cr Kearney***

That Council resume Standing Orders.

Carried: 7/0

For: *Cr Miffling, Cr Italiano, Cr Faries, Cr Hill-Power, Cr Kearney, Cr Moyses, Cr Wells.*

Against: *Nil.*

Officer's Recommendation/Council Decision: ***Resolution: 9841***

Moved: ***Cr Moyses*** ***Seconded:*** ***Cr Faries***

That Council:

1. *Pursuant to the Planning and Development (Local Planning Schemes) Regulations 2015, adopts (for the purpose of advertising) Scheme Amendment No. 5 to Local Planning Scheme No.6 to rezone land from Special Use Zone 1 to Mixed Use Zone with a R40 density code and delete SU1 row from Table 6.*
2. *Pursuant to Regulation 35 of the Planning and Development (Local Planning Schemes) Regulations 2015, resolves that, in its opinion, Local Planning Scheme No. 6 Amendment No. 5 is a Standard Amendment as it is an amendment that would have minimal impact on land in the scheme area that is not the subject of the amendment.*

Carried: 7/0

For: *Cr Miffling, Cr Italiano, Cr Faries, Cr Hill-Power, Cr Kearney, Cr Moyses, Cr Wells.*

Against: *Nil*

Background:

The Shire of Collie has received a development application for a proposed planning scheme amendment (the Amendment) for 185 Throssell Street and 1 Wellington Boulevard, Collie (the Site). Canford Hospitality Consultants Pty Ltd lodged the application on behalf of Collie Ridge Resort. The application included the report in Appendix 13.2.A. The Site is currently zoned Special Use Zone 1 (SU1), which does not permit any land use other than 'Motel'.

The Amendment proposes changing the land use zoning to a Mixed Use Zone (MUZ). This would allow a 'Hotel' use to be considered for development approval and support Collie Ridge Resort's (CRR) intention to apply to the Department of Racing, Gaming and Liquor to change its licence from a Motel Liquor Licence to a Hotel Liquor Licence. CRR seeks to change its liquor licence to serve alcohol without a meal, install in-room mini-bars, and sell wholesale liquor to local clubs and groups.

The resolutions in this report, if endorsed, are the first step in a multi-stage process under the State's planning framework, which includes a further report(s) to Council.

Site Description

The subject site comprises of two land parcels (i.e. 185 Throssell Street and 1 Wellington Boulevard) which has a combined area of 2.79 hectares and is located less than 1km west of the Collie town centre. The site contains a motel (Collie Ridge Resort) which comprises of 134 accommodation rooms, two restaurants, function and conference facilities and other ancillary amenities.

The site forms part of the western gateway to Collie for traffic travelling from Perth and Bunbury along the Coalfields Highway. The site is mostly surrounded by an established residential area featuring a mix of single houses and grouped dwellings. However, to the north (on the opposite side of Throssell Street) is land in the Special Purpose Zone (Heritage and Tourism) which features the 'Collie Round House' and beyond is a railway reserve. The western section of the south boundary of the site abuts a drainage retarding basin. Refer to Figure 1 – Location Map below.

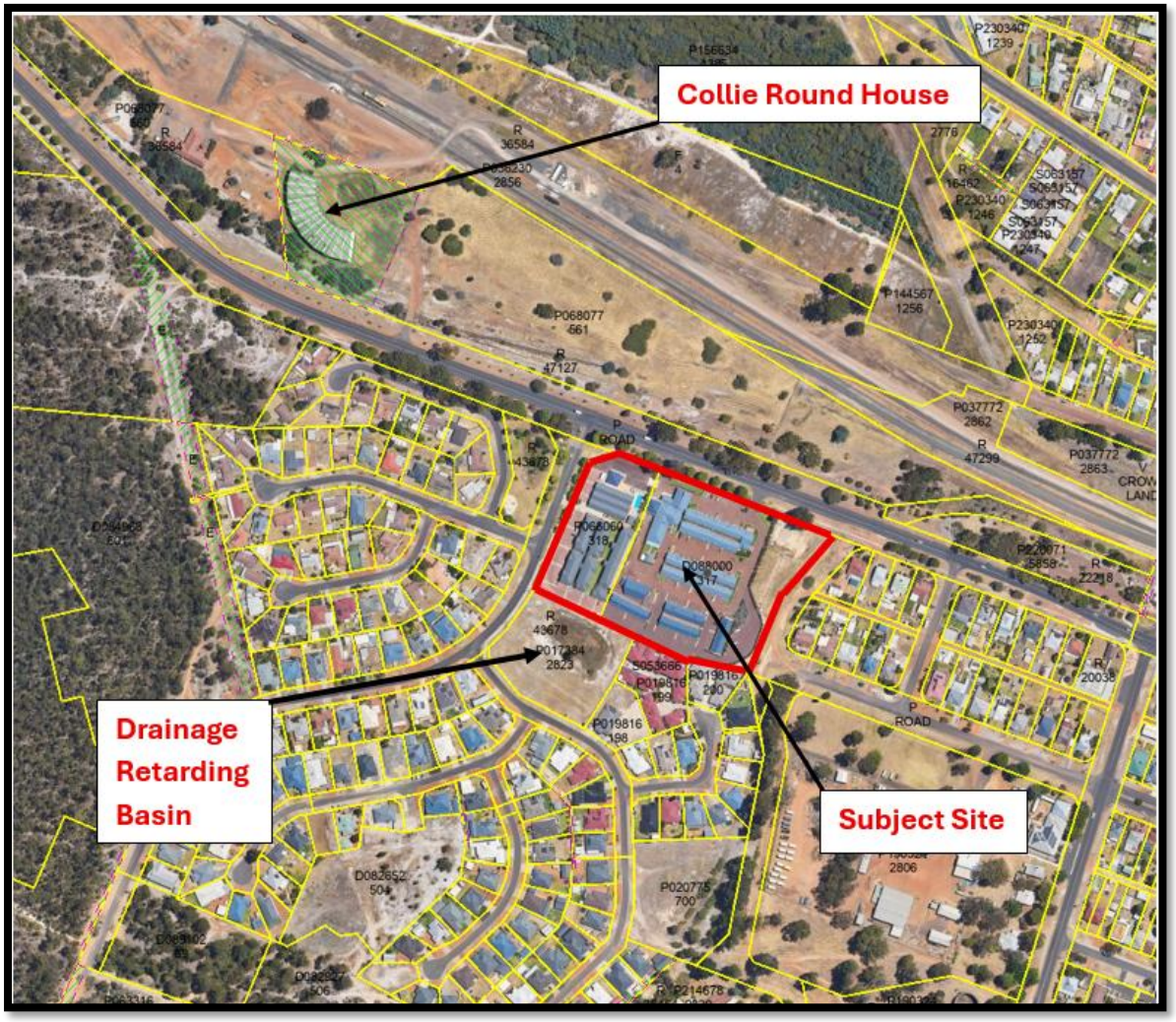

Figure 1 – Location Map

Application

The application seeks to initiate an amendment to the Local Planning Scheme No. 6 scheme map and text by rezoning the site from SU1 to MUZ with a R40 density code and delete the SU1 row from 'Table 6 - Special use zones in Scheme area' as shown in the map and table below.

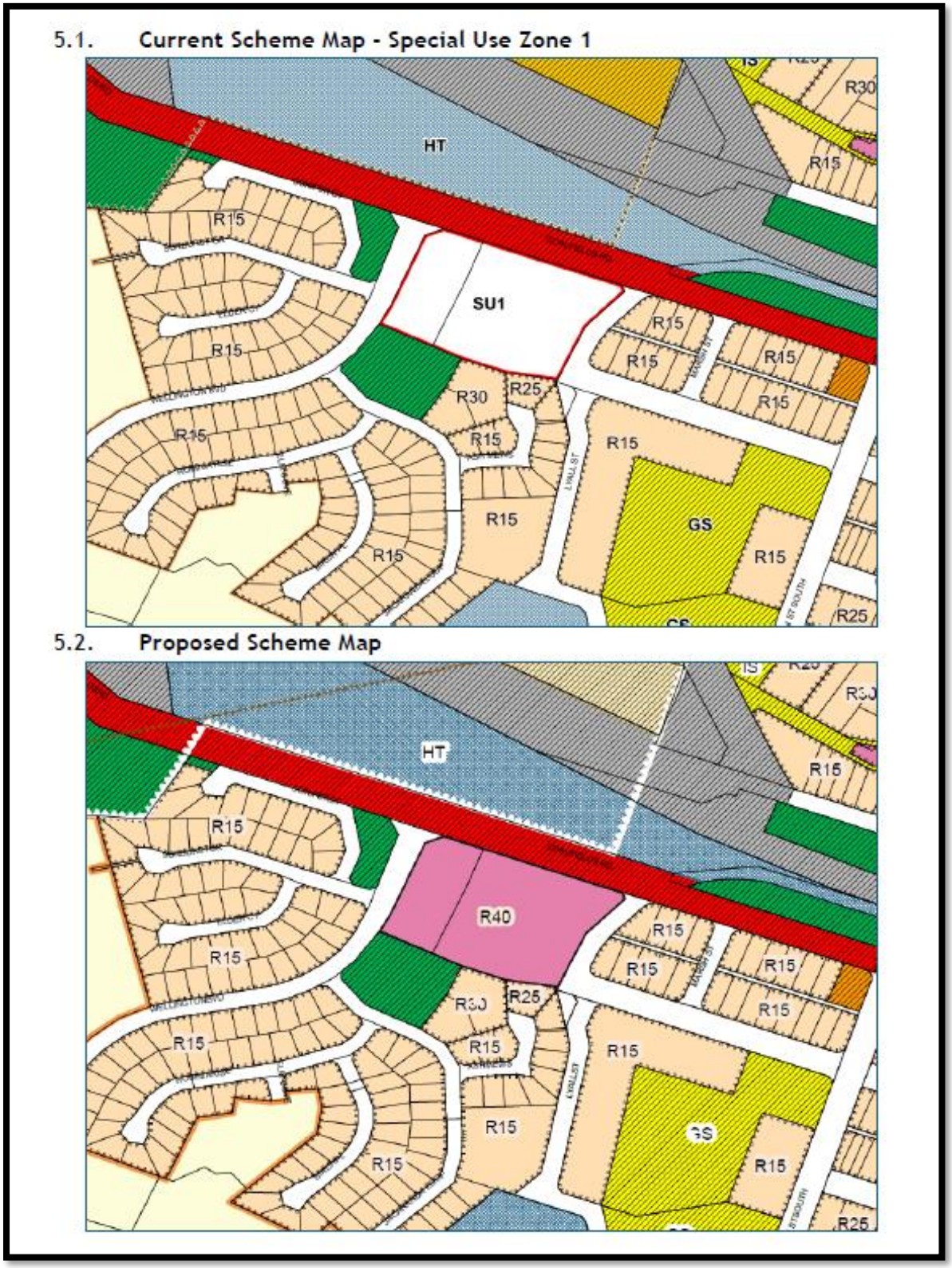

Figure 2 – Amended Scheme Map

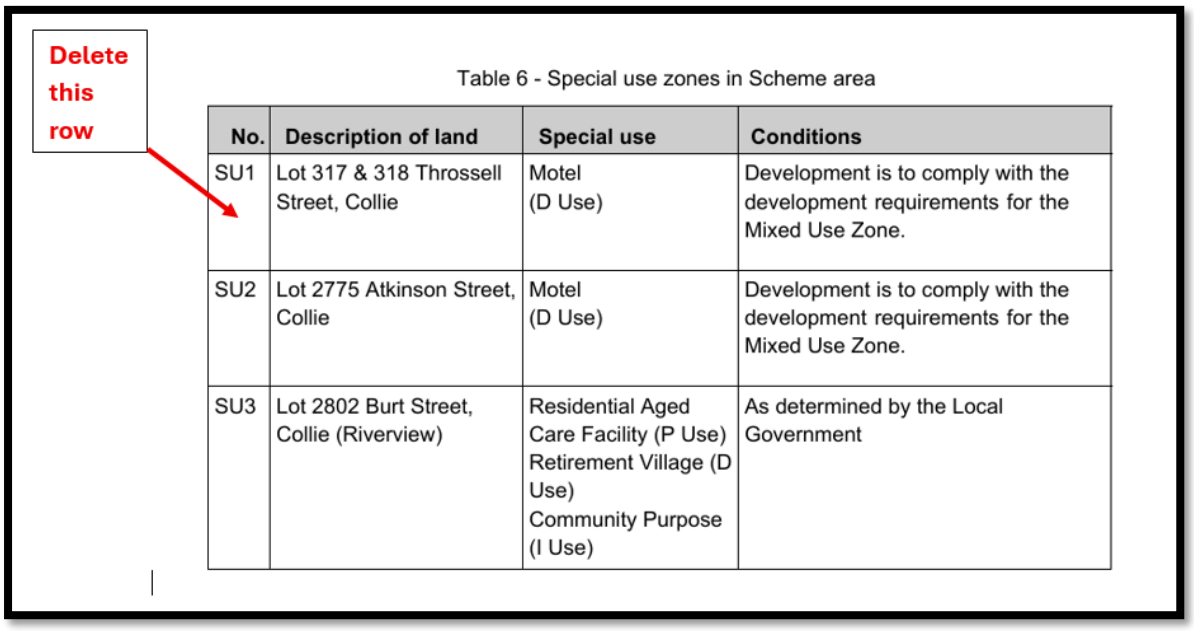

Table 6 - Special use zones in Scheme area

No.	Description of land	Special use	Conditions
SU1	Lot 317 & 318 Throssell Street, Collie	Motel (D Use)	Development is to comply with the development requirements for the Mixed Use Zone.
SU2	Lot 2775 Atkinson Street, Collie	Motel (D Use)	Development is to comply with the development requirements for the Mixed Use Zone.
SU3	Lot 2802 Burt Street, Collie (Riverview)	Residential Aged Care Facility (P Use) Retirement Village (D Use) Community Purpose (I Use)	As determined by the Local Government

Figure 3 – Delete SU1 Row of Table 6

The Special Use Zone 1 only allows consideration of a 'Motel' (D use) while all other land uses are not permitted. The purpose of the amendment is to permit the owner / operator to apply for development approval for a 'Hotel' that will include the following activities:

- Service of liquor without the requirement for a meal;
- Service of liquor when kitchen operations are not open;
- Cocktail-style and standing functions;
- Bar service to patrons;
- Service to accommodation guests consistent with hotel operations;
- Ancillary on-site takeaway packaged liquor sales;
- Expanded tourism and hospitality offerings.

Further, the applicant has stated the following:

- The proposal does not represent the establishment of a traditional tavern or packaged liquor outlet.
- No dedicated bottle shop is proposed;
- Packaged liquor sales would be ancillary to hotel operations;
- Custom orders and guest sales would predominate.

The merits of the proposed rezoning is discussed in the 'Comment' section of the report.

Statutory and Policy Implications:

The Planning and Development Act 2005 (the Act), section 75, provides for a local government to amend a local planning scheme with reference to any land within its district. Once an amendment has been prepared and following resolution to advertise by Council, the local government must seek consent of the Minister to commence advertising, pursuant to section 83A of the Act.

At this stage, the Minister may request modifications be made to the amendment prior to consent being granted. Once consent is granted, the amendment will be advertised for a period of 42 days in accordance with the requirements of Regulation 76A.

Key elements of the state and local framework in relation to the proposed amendment include:

- *State Planning Policy 3.0 – Urban growth and settlement*
- *Shire of Collie Local Planning Strategy*

Budget Implications:
There are no direct financial implications associated with the officer's recommendation.

Budget – Whole of Life Cost:
As this report does not propose new assets, there are no direct whole of life or ongoing cost implications.

Communications / Consultation Requirements:
Communication is undertaken in accordance with Regulations.

Strategic Implications:

STRATEGIC COMMUNITY PLAN AND CORPORATE BUSINESS PLAN		
GOAL:	3	Our Built Environment
Objective:	3.2	Sound land planning and building strategies and schemes

Relevant Precedents:
Nil

Risk Assessment:
The Risk Management Governance Framework has been considered in arriving at the Officer Recommendation.

TIER 2 – 'Low' or 'Moderate' Inherent Risk.		
Risk Event	Proposed Scheme Amendment - 185 Throssell Street and 1 Wellington Boulevard, Collie - Mixed Use Zone	
Inherent Risk Rating (prior to treatment or control)	Low (1 - 4)	
Risk Action Plan (treatment or controls proposed)	Advertise and follow the State planning framework for the consideration of an amendment to the Shire of Collie Local Planning Scheme No.6 to allow, subject to development approval.	
Residual Risk Rating (after treatment or controls)	Low (1 - 4)	
Risk Category Assessed Against	Health	N/A.
	Financial	N/A
	Service Interruption	N/A
	Legal and Compliance	Appeal provisions may apply
	Reputational	Person or parties may not agree with the development application decision. Addressed through development approval condition(s).
	Environment	N/A
	Property	N/A

Comment:

Local Planning Scheme Regulations (the LPSR)

The LPSR are a key component of Western Australia's planning system comprising of three major parts:

- Regulations proper, which set out the process for preparing or amending a local planning scheme;
- 'Model' provisions, set out in Schedule 1, which are to be used by local governments in preparing or amending a local planning scheme; and
- 'Deemed' provisions, set out in Schedule 2, read automatically into all local planning schemes, and override any existing scheme provision to the extent of any inconsistencies. Where there is a conflict between these provisions and the scheme, the deemed provisions prevail.

The proposed amendment does not result in any inconsistency with the LPS.

State Planning Policy 3.0 – Urban growth and settlement (SPP3.0)

The subject site is located within the 'Special Use' Zone, and SPP3.0 applies to all urban settlements in Western Australia, including regional townships. *The overall aim of the policy is to facilitate sustainable patterns of urban growth and settlement by setting out the requirements of sustainable settlements and communities and the broad policy in accommodating growth and change. This policy should be taken into account in preparing regional and local planning strategies, and planning schemes and amendments, and given weight in statutory decision making in relation to urban growth and settlement.*

The key objectives of SPP3.0 relevant to the assessment of this proposed scheme amendment are as follows:

- *To promote a sustainable and well planned pattern of settlement across the State, with sufficient and suitable land to provide for a wide variety of housing, employment, recreation facilities and open space.*
- *To manage the growth and development of urban areas in response to the social and economic needs of the community and in recognition of relevant climatic, environmental, heritage and community values and constraints.*
- *To coordinate new development with the efficient, economic and timely provision of infrastructure and services.*

The original Collie Ridge Motel commenced operations in 2005 with approximately 25 rooms. The motel was subsequently expanded to 53 rooms and in 2017 the former Comfort Inn Collie was acquired and amalgamated into the operation, significantly increasing accommodation capacity. Further investment resulted in the establishment of a rooftop function venue, swimming pool, gym, playground and upgraded restaurant facilities. The proponent now seeks to facilitate approval for a Hotel to offer a broader range of hotel services as described in the 'Application' section of the report.

The operation of a Hotel on the subject site is likely to stimulate economic activity; create employment; and become an alternative social venue for visitors and members of the Collie community. Therefore, it is considered that the proposed scheme amendment is consistent with the objectives of the SPP3.0.

Shire of Collie Local Planning Strategy 2020 (the Strategy)

The Strategy is silent on 'Special Use Zone', however a discussion of the proposed scheme amendment in relation to economy, employment, mixed use and promotion of tourism is provided below:

1. Economy

The 'Economy' goal of the Strategy states *A strong and diversified economic base driven by a range of business and employment opportunities.* SU1 is very restrictive and only permits the use of a Motel. Rezoning the site to MUZ will provide much greater flexibility to establish a range of businesses that contribute to a diversified economy and job growth.

2. Employment

The Strategy states that *A total of 89% of the population are engaged in some form of paid employment: 51.8% were employed full time, 30.1% were employed part-time. Unemployment at 11% is higher than the State average of 7.8%*. Given that the unemployment rate in Collie is higher than the State average, it is important to help promote hospitality businesses which employ a high number of both full and part-time staff.

3. Mixed Business

In relation to 'Mixed Business', under general comments, the Strategy states *Change in zoning from Residential to Mixed Use will only be supported once the current town centre is at capacity and demand necessitates more space as determined by the Local Government.* In this case, the subject site is not zoned Residential and therefore rezoning from SU1 to MUZ can be supported. Nonetheless, at development approval stage, the compatibility of land uses and amenity impacts will need to be addressed.

4. Promotion of tourism

The Strategy identifies the Shire has significant economic reliance on coal mining and associated power plants and therefore recognises the importance of economic diversification that includes tourism. Although the Strategy mostly promotes nature-based tourism, it does state that *Historical infrastructure associated with the Railway remains unused and unrestored. Options exist to use these for tourism or other commercial uses, including the 'Roundhouse' which has recently become available.* The subject site is located less than 300 m southeast of the 'Roundhouse' and therefore well suited to serve visitors to this attraction.

Shire of Collie Local Planning Scheme No. 6 (LPS6)

Special Use Zone 1

The subject site is located within the Special Use Zone 1. The objectives of the Special Use Zone seek:

- *To facilitate special categories of land uses which do not sit comfortably within any other zone.*
- *To enable the Council to impose specific conditions associated with the special use.*

The 'Clause 17 - Zoning Table' does not specify land use permissibility, however states *Refer to clause 21*' which reads as follows:

(1) Table 6 sets out –
(a) special use zones for specified land that are in addition to the zones in the zoning table; and
(b) the classes of special use that are permissible in that zone; and;
(c) the conditions that apply in respect of the special uses

(2) A person must not use any land, or any structure or buildings on land, in a special use zone except for a class of use that is permissible in that zone and subject to the conditions that apply to that use.

Note: Special use zones apply to special categories of land use which do not comfortably sit within any other zone in the Scheme.

Table 6 specifies the special use number, description of land, special use and conditions as shown in Figure 4 below. SU1 only allows consideration of a 'Motel' (D Use) while all other land uses are not permitted. This provision is considered too restrictive and does not provide for the consideration of other land uses that can support growth in the economy, tourism and employment.

Table 6 - Special use zones in Scheme area

No.	Description of land	Special use	Conditions
SU1	Lot 317 & 318 Throssell Street, Collie	Motel (D Use)	Development is to comply with the development requirements for the Mixed Use Zone.
SU2	Lot 2775 Atkinson Street, Collie	Motel (D Use)	Development is to comply with the development requirements for the Mixed Use Zone.
SU3	Lot 2802 Burt Street, Collie (Riverview)	Residential Aged Care Facility (P Use) Retirement Village (D Use) Community Purpose (I Use)	As determined by the Local Government

Figure 4 – Table 6 Special Use Zone in Scheme Area

Mixed Use Zone

The objectives of the Mixed Use Zone seek:

- *To provide for a wide variety of active uses on street level which are compatible with residential and other non-active uses on upper levels.*

- *To allow for the development of a mix of varied but compatible land uses such as housing, offices, showrooms, amusement centres, eating establishments and appropriate industrial activities which do not generate nuisances detrimental to the amenity of the district or to the health, welfare and safety of its residents.*

Under the MUZ, a 'Hotel' is an 'A' use which *means that the use is not permitted unless the local government has exercised its discretion by granting development approval after advertising the application in accordance with clause 64 of the deemed provisions*.

An application for development on land in the MUZ is required to be assessed against 'Clause 33.5 – Commercial and Mixed Use Zone Requirements' which sets out requirements in relation to residential development, loading and unloading, vehicle access and car parking, location of services, landscaping, facades and built form and fencing. Further, 'Schedule 1 –

Zone Development Requirements – Mixed Use' also sets out requirements in relation to minimum lot area, minimum effective lot frontage, maximum plot ratio, minimum front / side / rear setbacks, minimum landscaping, building height and other requirements (i.e. R-Codes).

The above requirements, together with 'Clause 67 – Consideration of application by local government' (matters to be considered) of the *Planning and Development (Local Schemes) Regulations 2015,* provide a more than adequate planning framework for the assessment of a development approval application, particularly for a Hotel. Further, given that a 'Hotel' is an 'A' use in the MUZ, a development approval application must be advertised to seek comment from surrounding landowners and the broader community.

Overall, the proposed amendment does not remove the need for future development approvals, licensing approvals or operational measures where required. Matters such as noise, traffic, parking, patron management, servicing, trading hours and liquor licence impacts can be assessed through the relevant approval processes and conditioned where appropriate. This provides a mechanism to manage amenity while allowing great flexibility in the choice of land use. Also, there are many properties on Throssell Street that are in the MUZ, and most have a R40 density code.

Clause 40 – Land Use Terms Used

Pursuant to this clause, 'Hotel' *means premises the subject of a hotel licence other than a small bar or tavern licence granted under the Liquor Control Act 1988 including any betting agency on the premises*.

External Stakeholder Consultation

Following Council decision for consent to advertise, the draft amendment will be forwarded to the Western Austrian Planning Commission (the Commission) and the Environmental Protection Authority (EPA) for review.

The Commission has 42 days, or a longer period if authorised by the Minister, to review the amendment and provide a recommendation to the Minister. Following review, the Commission may require modifications to the amendment prior to public consultation. Concurrently, the EPA will assess the amendment within 28 days as required under section 48A of the *Environmental Protection Act 1986* to determine whether environmental assessment is required.

Pending consent from the Minister, the Shire will commence formal consultation for a period of 42 days in accordance with regulation 76A, with consultation to involve the following:

- The Shire website
- Notification via advertisement in the Collie River Valley Bulletin newspaper; and
- Letter to affected property owners and occupiers

Conclusion

The resolutions in this report, if endorsed, are the first step in a multi-stage process under the State's planning framework, which includes a further report(s) to Council after public advertising as set out in the statutory and policy implication section of this report.

Amendment No. 5 has been drafted to allow consideration of a hotel development on the Site. Rezoning the site from SU1 to MUZ will provide greater flexibility for a range of residential, retail and commercial land uses that can help stimulate economic growth, tourism / hospitality and employment within the Shire of Collie.

13.2 Adoption of Trading in Public Places Policy (CP3-002)	
Reporting Department:	Development Services
Reporting Officer:	Alex Wiese – Director of Development Services
Accountable Manager:	Phil Anastasakis – Chief Executive Officer
Legislation	*Local Government Act 1995* *Shires of Collie Activities in Thoroughfares and Public Places and Trading Local Law 2012*
File Number:	LUP/019
Appendices:	13.2.A – Community Submissions – Combined 13.2.B – Trading in Public Places Policy CP3-002 13.2.C – Public Submissions Confidential
Voting Requirement	Absolute Majority

Report Purpose:

For Council to adopt the Trading in Public Places Policy (CP3-002) following public advertising.

Officer's Recommendation:

That Council:

1. *Adopts the (amended) Trading in Public Places Policy (CP3-002) contained in Appendix 13.2.B.*
2. *Pursuant to Section 6.16 of the Local Government Act 1995, amends the Fees & Charges contained in its 2026/27 Budget for 'Trading in Public Places' to the fees shown below:*
    a. *Application Fee $50*
    b. *Licence Fee Day $10*
    c. *Licence Fee Weekly $40*
    d. *Licence Fee Monthly $120*
    e. *Licence Fee Annually $600.*
3. *Pursuant to Section 6.19 of the Local Government Act 1995, gives local public notice of the intention to introduce the amended fees and charges, with the amended fees to apply from 1 November 2026.*

Council Decision: ***Resolution: 9842***

Moved: ***Cr Hill-Power*** ***Seconded:*** ***Cr Faries***

That Council suspend Standing Orders.

Carried: 7/0

For: *Cr Miffling, Cr Italiano, Cr Faries, Cr Hill-Power, Cr Kearney, Cr Moyses, Cr Wells.*

Against: *Nil.*

The Shire President invited members of the public to speak with regards to the matter before Council.

A submission listing names of persons who supported food trucks being allowed to trade in Soldiers Park was tabled.

Council Decision:	***Resolution: 9843***
Moved: ***Cr Hill-Power***	***Seconded:*** ***Cr Kearney***
That Council resume Standing Orders.	
	Carried: 7/0
For:	*Cr Miffling, Cr Italiano, Cr Faries, Cr Hill-Power, Cr Kearney, Cr Moyses, Cr Wells.*
Against:	*Nil.*

Council Decision:	***Resolution: 9844***
Moved: ***Cr Italiano***	***Seconded:*** ***Cr Faries***
That consideration of the adoption of Trading in Public Places Policy (CP3-002) and report be deferred to provide the opportunity for Councillors to consider the proposed Policy further prior to making a decision.	
	Carried: 7/0
For:	*Cr Miffling, Cr Italiano, Cr Faries, Cr Hill-Power, Cr Kearney, Cr Moyses, Cr Wells.*
Against:	*Nil*

Background:

Mobile trading (referred to as trading in public places by local governments) is commonplace across Australia. This form of trading can benefit communities in a number of ways, including:

- Economic development - by supporting local tourism.
- Place activation - through enhanced vibrancy of public spaces, encouraging community participation and by promoting accessible or under-utilised places.
- Enhance Liveability – by providing foods and/or services that may not otherwise be available.

However, trading in public places must be conducted in a safe and respectful manner that does not negatively impact the amenity of the area, cause nuisance, or adversely affect local ‘bricks and mortar’ businesses. This is typically managed through a Council policy, which guides local government staff in assessing and approving applications. As the Shire of Collie (the Shire) currently does not have a Trading in Public Places Policy, the Shire has publicly advertised a policy and is returning it to Council for consideration.

The primary objectives of the draft Trading in Public Places Policy (the Policy) are to:

1. Protect and enhance the amenity and function of the Shire's public places and maintain priority use for community members.

2. Provide direction to Shire staff in the processing of applications for trading in public places, in accordance with the Shire's *Activities on Thoroughfares and Public Places and Trading Local Law 2012.*
3. Encourage traders to operate in locations which support the activation of under-utilised public places and enhancement of community activity.
4. Ensure traders operate in a manner that complements existing 'bricks and mortar' businesses and does not threaten the vibrancy of the Shire's Central Business District (CBD) and retail centre.
5. To provide a clear set of controls for operators to trade under.

Statutory and Policy Implications:

The need for a permit to trade in a public place is captured within the *Shire of Collie Activities in Thoroughfares and Public Places and Trading Local Law 2012.*

Local Government Act 1995

2.7. Role of council

(1) The council governs the local government's affairs and, as the local government's governing body, is responsible for the performance of the local government's functions.

(2) The council's governing role includes the following —

(a) overseeing the allocation of the local government's finances and resources;

(b) determining the local government's policies;

(c) planning strategically for the future of the district;

(d) determining the services and facilities to be provided by the local government in the district;

(e) selecting the CEO and reviewing the CEO's performance;

(f) providing strategic direction to the CEO.

(3) For the purpose of ensuring proper governance of the local government's affairs, the council must have regard to the following principles —

(a) the council's governing role is separate from the CEO's executive role as described in section 5.41;

(b) it is important that the council respects that separation.

(4) The council must make its decisions —

(a) on the basis of evidence, on the merits and in accordance with the law; and

(b) taking into account the local government's finances and resources.

(5) The council must have regard to the need to support an organisational culture for the local government that promotes the respectful and fair treatment of the local government's employees.

(6) The council has the other functions given to it under this Act or any other written law.

6.16 Imposition of fees and charges

(1) A local government may impose and recover a fee or charge for any goods or service it provides or proposes to provide, other than a service for which a service charge is imposed.*

** Absolute majority required.*

(2) A fee or charge may be imposed for the following —

(a) providing the use of, or allowing admission to, any property or facility wholly or partly owned, controlled, managed or maintained by the local government;

(b) supplying a service or carrying out work at the request of a person;

(c) subject to section 5.94, providing information from local government records;

(d) receiving an application for approval, granting an approval, making an inspection and issuing a licence, permit, authorisation or certificate;

(e) supplying goods;

(f) such other service as may be prescribed.

(3) Fees and charges are to be imposed when adopting the annual budget but may be —

(a) imposed during a financial year; and*

(b) amended from time to time during a financial year.*

** Absolute majority required.*

6.19 Local government to give notice of fees and charges

If a local government wishes to impose any fees or charges under this Subdivision after the annual budget has been adopted it must, before introducing the fees or charges, give local public notice of —

(a) its intention to do so; and

(b) the date from which it is proposed the fees or charges will be imposed.

Budget – Whole of Life Cost:

The policy clarifies Council's ability to set fixed location sites (or areas), determine fees through the budget process, and set different fees depending on the location/desirability of the site.

Communications / Consultation Requirements:

The draft Trading in Public Places Policy CP3-002 was publicly advertised for 28 days, with submissions closing at 5.00pm on 14 August 2026. A total of 47 submissions were received, summarised in the comments section of this report.

Strategic Implications:

STRATEGIC COMMUNITY PLAN AND CORPORATE BUSINESS PLAN		
GOAL:	1	Our Community
Objective:	1.2	Community health, safety and wellbeing
Strategic Priority:	1.2.1	To support and promote vibrant community events and activities in Collie
GOAL:	2	Our Economy
Objective:	2.1	Economic Development
Strategic Priority:	2.14	Advocate for new industry while supporting existing businesses and encouraging local employment

Relevant Precedents:

N/A

Risk Assessment:

The Risk Management Governance Framework has been considered in arriving at the Officer Recommendation.

TIER 2 – 'Low' or 'Moderate' Inherent Risk.		
Risk Event	Adoption of Trading in Public Places Policy (CP3-002)	
Inherent Risk Rating (prior to treatment or control)	Moderate (5 - 11)	
Risk Action Plan (treatment or controls proposed)	Provisions within the Policy have been drafted to provide a balanced approach to address competition with the Shire's existing bricks and mortar businesses, amenity and public safety.	
Residual Risk Rating (after treatment or controls)	Low (1 - 4)	
Risk Category	Health	Uncontrolled trading may have negative public safety and food safety impacts.
	Financial	N/A
	Service Interruption	N/A
	Legal and Compliance	N/A
	Reputational	Provisions within the Policy have been drafted to provide a balanced approach to address competition with the Shires existing bricks and mortar businesses, community interest and amenity concerns.
	Environment	N/A
	Property	Uncontrolled trading on Shire land may lead to damage, contamination or misuse of the land.

Comment:

The proposed policy aims to provide equality for local businesses, the Collie community and mobile traders.

Draft Trading in Public Places Policy CP3-002 (TPP CP3-002) was endorsed for public advertisement at the ordinary Council meeting held on 7 July 2026. The Shire received 47 submissions (refer to Appendix 13.2.A), summarised below.

Submission Summary

- 47 Submissions
  - 38 supported Central Business District (CBD) trading*
  - 9 Opposed CBD trading
- 4 Brick-and-Mortar CBD businesses made submissions; all opposed CBD trading
- Strong views were present on both sides

* A mobile food vehicle had submission forms at their caravan, which increased the response rate.

In reviewing Council policy CP3-002, Shire staff aimed to balance potential impacts on businesses with benefits to tourism, liveability, and community activation. It is recommended that the policy be amended following public advertisement, with the proposed changes implemented.

1. Public place trading is prohibited in the Collie CBD, unless:
    a. It is associated with an event; or
    b. Is for charitable or not-for-profit purposes.

2. 6 new pre-approved public place trading locations are included in the Council policy CP3-002*
    I. Minningup Pool Carpark Areas
    II. Allanson (Tom Lowry) Oval
    III. Dog Agility Park
    IV. Roche Park – Front (left) and Rear Car Parks
    V. Lions Park
    VI. East-end Bridge Parking Area (Gravel Area Parking Area)

    * Other non-CBD locations can also be considered

Minningup Pool Carpark Area 	Allanson (Tom Lowry) Oval 	Dog Agility Park 
Roche Park 	Lions Park 	East-end Bridge 

3. The fees in the Shire's 2026/27 Schedule of Fees and Charges for 'Trading in Public Place' are reduced as follows:

Current Fee		Proposed New Fees	
Application Fee	$87	Application Fee	$50
Licence Fee Day	$20	Licence Fee Day	$10
Licence Fee Weekly	$80	Licence Fee Weekly	$40
Licence Fee Monthly	$240	Licence Fee Monthly	$120
Licence Fee Annually	$2,000	Licence Fee Annually	$600

If adopted, the Trading in Public Places Policy CP3-002 will provide guidance to traders and Shire officers on street and public place trading permits in Collie. It addresses the sale of food and other goods and services.

Conclusions
Council is recommended to adopt the Council policy CP3-002.

13.3 2026/27 Pool Season Opening and Closing Date and Times	
Reporting Department:	Development Services
Reporting Officer:	Alex Wiese – Director Development Services
Accountable Manager:	Phil Anastaskis – Chief Executive Officer
Legislation:	*Dangerous Goods Safety Act 2004* *Dangerous Goods Safety (Storage and Handling of Non-explosives) Regulations 2007* *Health (Aquatic Facilities) Regulations 2007*
File Number:	RCS/002
Appendices:	Nil
Voting Requirement	Absolute Majority

Report Purpose

To update Council on the 2026/27 planning and preparation for the Collie Mineworkers Memorial Swimming Pool season.

Officer's Recommendation/Council Decision: ***Resolution: 9845***

Moved: ***Cr Faries*** ***Seconded:*** ***Cr Wells***

That Council:

1. *Pursuant to Section 6.12 of Local Government Act 1995 authorises entry fees to be waived for Saturday, 7 November 2026, at the Collie Mineworkers Memorial Swimming Pool for a community free day.*
2. *Notes the proposed 2026/27 season dates and opening hours.*

Carried by Absolute Majority: 7/0

For: *Cr Miffling, Cr Italiano, Cr Faries, Cr Hill-Power, Cr Kearney, Cr Moyses, Cr Wells.*

Against: *Nil*

Background:

The Collie Mineworkers Memorial Swimming Pool (the Pool) is owned and operated by the Shire of Collie and is open to the public for summer each year.

Statutory and Policy Implications:

In operating the pool, the Shire is required to comply with *Dangerous Goods Safety Act 2004,* the *Dangerous Goods Safety (Storage and Handling of Non-explosives) Regulations 2007,* and *the Health (Aquatic Facilities) Regulations 2007.*

Local Government Act 1995

6.12 Power to defer, grant discounts, waive or write off debts

(1) Subject to subsection (2) and any other written law, a local government may —

(a) when adopting the annual budget, grant* a discount or other incentive for the early payment of any amount of money; or

(b) waive or grant concessions in relation to any amount of money; or
(c) write off any amount of money,
which is owed to the local government.

Budget Implications:
The Shire's 2026/27 budget includes allocations for staffing, pool operations and maintenance.

Communications Requirements: (Policy No. CS1.7)
The pool season dates and times will be published on the Shire's website, in the local newspaper, and on social media channels on or after 14 October 2026.

Strategic Community Plan/Corporate Business Plan Implications:

STRATEGIC COMMUNITY PLAN AND CORPORATE BUSINESS PLAN		
GOAL:	5	Our Organisation
Objective:	5.1	Innovative leadership, forward planning, and mutually beneficial partnerships
Strategic Priority:	5.1.5	To imbed our strategic priorities throughout the organisation

Relevant Precedents:
N/A

Risk Assessment:
The Risk Management Governance Framework has been considered in arriving at the Officer Recommendation.

TIER 2 – 'Low' or 'Moderate' Inherent Risk.		
Risk Event	2026/27 Pool Season Opening and Closing Date and Times	
Inherent Risk Rating (prior to treatment or control)	Moderate (5 - 11)	
Risk Action Plan (treatment or controls proposed)	Implementation of appropriate procedures, plans, and safe work method statements.	
Residual Risk Rating (after treatment or controls)	Low (1 - 4)	
Risk Category Assessed Against	Health	Operating procedures and risk assessments have been reviewed, updated and are being implemented.
	Financial	Appropriate budget allocations for staff and maintenance have been included in the Budget.

TIER 2 – 'Low' or 'Moderate' Inherent Risk.		
	Service Interruption	Low
	Legal and Compliance	Operating procedures and risk assessments have been reviewed, updated and are being implemented.
	Reputational	The Shire could suffer reputational damage and a loss of trust if an incident occurs. Staff have been recruited for the 2026/27 season.
	Environment	Operating procedures and risk assessments have been reviewed, updated and are being implemented.
	Property	Required maintenance has been scheduled and or completed.

Comment:

Recruitment for pool staff is progressing well, with all positions expected to be filled before the new season begins. Staff training and inductions are scheduled for late October to ensure a smooth opening and successful swim season.

To mark the start of the 2026/27 season, a free community open day is also planned for Saturday, 7 November 2026.

Proposed Season Dates:

- Open - Monday, 2 November 2026
- Close - Saturday, 24 April 2027

Proposed Opening and Closing Times:

Summer Hours - 02 November 2026 to 28 March 2027

- Monday to Friday: 6:30 am – 6:30 pm
- Saturday: 10:00 am – 6:30 pm
- Sunday: 12:00 pm – 6:30 pm

Winter/Autumn Hours -29 March 2027 to 24 April 2027*

- Monday to Friday 6:30 am 10:00 am and 2:00 pm – 5:00 pm**
- Saturday10:00 am – 5:00 pm
- Sunday 12:00 pm – 5:00 pm

* The CEO will review the winter/autumn and may authorise changes based on attendance and usage.
** Winter hours have been reduced from 6 pm to 5 pm to align with a significant reduction in attendance at this time in the 2025/26 patron logs.

Update on Maintenance and Compliance Requirements

The Shire has managed the issues raised in the Royal Life Saving WA Pool Safety Assessment 2025 and Department of Local Government, Industry Regulation and Safety Incident Investigation Outcomes reports following the March 2025 chlorine incident. This has included completion of required remediation work, and implementation of updated operating procedures and risk assessments.

In addition, the following major maintenance is scheduled for completion prior to opening:

- Roof and ceiling repairs to fix water leaks in both change rooms
- Replacement of lateral and filter medium in the 50-metre pool filters
- Servicing and replacement of all pressure gauges and pumps in the plant room
- Replacement of the manual vacuum pump
- Servicing of the automatic pool cleaners
- Replacement of the hot water system in the ladies' and mens' changerooms
- Servicing and auditing of chlorination equipment
- Installation of a higher windsock flag pole for improved visibility

Options regarding the replacement of shade poles and sail for the toddler pool are being investigated by staff. This will determine whether shade sails can be erected before the pool opens to the public or after the opening date.

Conclusion

With staff recruitment and training proceeding smoothly and maintenance in progress, the pool is set to open on schedule for the 2026/27 season.

Mr David Quelch left the meeting at 7:21pm.

8. CONFIRMATION OF THE PREVIOUS MEETINGS OF COUNCIL MINUTES

8.1 Ordinary Council Meeting – 8 September 2026

Officer's Recommendation/Council Decision: ***Resolution: 9846***

Moved: ***Cr Moyses*** ***Seconded:*** ***Cr Kearney***

That Council confirms the Minutes of the Ordinary Meeting of Council held on 8 September 2026.

Carried: 7/0

For: *Cr Miffling, Cr Italiano, Cr Faries, Cr Hill-Power, Cr Kearney, Cr Moyses, Cr Wells.*

Against: *Nil*

9. BUSINESS ARISING FROM THE PREVIOUS MINUTES

Nil

10. RECEIPT OF MINUTES OF COMMITTEE MEETINGS HELD SINCE THE PREVIOUS MEETING OF COUNCIL

10.1 Bush Fire Advisory Committee Meeting – 15 September 2026

Receipt of Minutes

Officer's Recommendation/Council Decision: ***Resolution: 9847***

Moved: ***Cr Hill-Power*** ***Seconded:*** ***Cr Kearney***

That Council receives the Minutes of the Bush Fire Advisory Committee Meeting held on 15 September 2026.

Carried: 7/0

For: *Cr Miffling, Cr Italiano, Cr Faries, Cr Hill-Power, Cr Kearney, Cr Moyses, Cr Wells.*

Against: *Nil*

Appointment of Fire Control Officers

Officer's Recommendation/Council Decision: ***Resolution: 9848***

Moved: ***Cr Hill-Power*** ***Seconded:*** ***Cr Moyses***

That Council:

1. *Appoints the following personnel as Fire Control Officers for the 2026/27 bush fire season in accordance with the Bush Fire Act 1954:*
   - *Kohdy Flynn – Allanson BFB*
   - *Graham Genev – Worsley BFB*
   - *Michael Hart – Harris River BFB*
   - *Declan Rochester - Collie Preston BFB*

- *Neil Waywood – Collieburn Cardiff BFB*
- *Shane Hickson – Collie Volunteer Fire & Rescue Service*
- *Terry Hunter – Shire of Collie*
- *Julian Martin – Shire of Collie*
- *Peter Lubcke – Dual FCO – Shire of West Arthur*
- *Brad Morgan – Dual FCO – Shire of Boddington*
- *Stefan Ansell – Shire of Collie – Ranger*
- *Dallas Brennan – Shire of Collie – Ranger*
- *Shaun Partyka – Shire of Collie – Ranger*
- *Quinn Newton – Shire of Collie – Bushfire Risk Management Coordinator*
- *Robert Schmidt – Shire of Collie – Community Emergency Services Manager*
- *Alex Wiese – Shire of Collie – Director Development Services*

2. *Appoints the following personnel to the positions of Chief Fire Control Officer and Deputy Chief Fire Control Officer for the 2026/27 and 2027/28 bush fire seasons in accordance with the Bush Fires Act 1954:*
   - *Darren Robinson – Chief Bush Fire Control Officer*
   - *Kohdy Flynn – Deputy Chief Bush Fire Control Officer*

Carried: 7/0

For: *Cr Miffling, Cr Italiano, Cr Faries, Cr Hill-Power, Cr Kearney, Cr Moyses, Cr Wells.*

Against: *Nil*

10.2 Tourism and Economic Development Committee Meeting – 29 September 2026

Officer's Recommendation/Council Decision: ***Resolution: 9849***

Moved: ***Cr Italiano*** ***Seconded:*** ***Cr Wells***

That Council receives the Minutes of the Tourism and Economic Development Committee Meeting held on 29 September 2026.

Carried: 7/0

For: *Cr Miffling, Cr Italiano, Cr Faries, Cr Hill-Power, Cr Kearney, Cr Moyses, Cr Wells.*

Against: *Nil*

11. CEO REPORTS

11.1 SecondBite Food Distribution Hub	
Reporting Department:	Chief Executive Office
Reporting Officer:	Phil Anastasakis – Chief Executive Officer
Accountable Manager:	Phil Anastasakis – Chief Executive Officer
Legislation	*Local Government Act 1995*
File Number:	CSV/41
Appendices:	Appendix 11.1.A – SecondBite Food Distribution Hub Proposal for Shire of Collie
Voting Requirement	Simple Majority

Report Purpose:

SecondBite is a national food relief charity who repurpose surplus food for people in need. A proposal has been received from SecondBite to enhance existing community support networks and build a sustainable, locally coordinated food relief system for the Collie community.

This report recommends that Council support the proposal together with a stakeholder meeting to gauge community support, with the option of using the former Ewington School as a potential distribution hub.

Officer's Recommendation/Council Decision: ***Resolution: 9850***

Moved: ***Cr Faries*** ***Seconded:*** ***Cr Wells***

That Council:

1. *Supports the SecondBite Food Distribution Hub proposal for the Collie community.*
2. *Supports the hosting of a stakeholder meeting to gauge community support.*
3. *Supports consideration of the former Ewington School as one potential location for a food distribution hub.*

Carried: 7/0

For: *Cr Miffling, Cr Italiano, Cr Faries, Cr Hill-Power, Cr Kearney, Cr Moyses, Cr Wells.*

Against: *Nil*

Background:

SecondBite is a national food relief charity ensuring good food doesn't go to waste while people go hungry. For more than 20 years, they have rescued surplus food from growers, manufacturers, and retailers (like Coles), distributing it freely to charities and community groups across Australia.

SecondBite was established in 2005 in Melbourne, and through its distribution networks has provided over 350 million meals to people in need.

Through a nationwide food rescue network, including supporting hundreds of community organisations across Western Australia from a distribution warehouse in Perth, fresh produce and pantry staples are supplied to frontline charities and community groups.

Where ingredients need to be transformed into nutritious, ready-to-eat meals, dedicated kitchens provide that capability. This end-to-end approach ensures people receive the food they need, in the way they need it. Together, more than 700,000 Australians are supported every week through this system.

A proposal has been received from SecondBite (refer to Appendix 11.1.A) outlining a community-led food distribution initiative for the Shire of Collie to strengthen local food relief, reduce food waste, and improve access to nutritious food for residents in need.

Statutory and Policy Implications:

Local Government Act 1995

2.7. Role of council

(1) The council governs the local government's affairs and, as the local government's governing body, is responsible for the performance of the local government's functions.

(2) The council's governing role includes the following —

(a) overseeing the allocation of the local government's finances and resources;

(b) determining the local government's policies;

(c) planning strategically for the future of the district;

(d) determining the services and facilities to be provided by the local government in the district;

(e) selecting the CEO and reviewing the CEO's performance;

(f) providing strategic direction to the CEO.

(3) For the purpose of ensuring proper governance of the local government's affairs, the council must have regard to the following principles —

(a) the council's governing role is separate from the CEO's executive role as described in section 5.41;

(b) it is important that the council respects that separation.

(4) The council must make its decisions —

(a) on the basis of evidence, on the merits and in accordance with the law; and

(b) taking into account the local government's finances and resources.

(5) The council must have regard to the need to support an organisational culture for the local government that promotes the respectful and fair treatment of the local government's employees.

(6) The council has the other functions given to it under this Act or any other written law.

Budget Implications:
While this report does not have any direct budget implications, should the Ewington School site be a preferred distribution hub then a formal lease would need to be established, which may include a $0 lease fee to support the volunteer community service.

Budget – Whole of Life Cost:
As this report does not propose new assets, there are no direct whole of life or ongoing cost implications.

The Ewington School site is a Shire asset and is currently vacant. Ongoing maintenance of the buildings is required by Council if a lessee is not occupying the building and site.

Communications / Consultation Requirements:
This report supports the hosting of a community stakeholder meeting to gauge support for the SecondBite proposal.

Strategic Implications:

STRATEGIC COMMUNITY PLAN AND CORPORATE BUSINESS PLAN		
GOAL:	1	Our Community
Objective:	1.2	Community connection, engagement and participation
Strategic Priority:	1.2.2	To work with sporting clubs and community groups to promote volunteering and increase participation.

Relevant Precedents:
There are a number of charity and community service organisations in Collie that provide areas of support for vulnerable people in need.

The SecondBite proposal works with these existing organisations to support the Collie community.

Risk Assessment:
The Risk Management Governance Framework has been considered in arriving at the Officer Recommendation.

TIER 2 – 'Low' or 'Moderate' Inherent Risk.		
Risk Event	SecondBite Food Distribution Hub	
Inherent Risk Rating (prior to treatment or control)	Low (1 - 4)	
Risk Action Plan (treatment or controls proposed)	As the residual risk rating is below 12, this is not applicable.	
Residual Risk Rating (after treatment or controls)	Low (1 - 4)	
Risk Category	Health	N/A
	Financial	A nil lease fee would be offset by reduced maintenance costs for the Shire on the Ewington School.
	Service Interruption	N/A
	Legal and Compliance	If a lease was established, this would need to be advertised.

TIER 2 – 'Low' or 'Moderate' Inherent Risk.		
	Reputational	Confidence in Council's support for charity and community service groups and people in need.
	Environment	N/A
	Property	The use of the Ewington School by a charity organisation would enable maintenance to be performed on the facility and reduced deterioration through lack of use

Comment:

This report seeks Council's support for the SecondBite proposal, which provides the opportunity to collaborate with a charity and local support groups for the benefit of the Collie community.

12. OPERATIONS REPORTS

Nil.

13. DEVELOPMENT SERVICES REPORTS

Items 13.1, 13.2, and 13.3 were brought forward due to interest of persons attending.

14. CORPORATE SERVICES REPORTS

14.1 Sharing of CCTV with WAPOL	
Reporting Department:	Corporate Services
Reporting Officer:	Chris Murray – Manager ICT
Accountable Manager:	Alan Thornton – Director Corporate Services
Legislation	*Local Government Act 1995* *Privacy & Responsible Information Sharing Act 2024* *Surveillance Devices Act 1998* *Freedom of Information Act 1992*
File Number:	CMG/207
Appendices:	14.1.A WALGA MOU Final Draft 14.1.B Persona LGA CEO Document 14.1.C Persona Community Safety Manager
Voting Requirement	Simple Majority

Report Purpose:

WAPOL have approached the Shire of Collie to request the Shire join the State-Wide Police CCTV sharing project using the Safer Cities vGRID platform. A memorandum of understanding has been developed by WALGA and WAPOL for this purpose.

This report is intended to inform Council about the status of the Shire's CCTV infrastructure and seek endorsement for sharing the Shire's main CCTV system with WAPOL.

Cr Hill-Power left the meeting at 7:32 pm

Cr Hill-Power returned to the meeting at Returned 7:33 pm.

Officer's Recommendation/Council Decision: ***Resolution: 9851***

Moved: ***Cr Kearney*** ***Seconded:*** ***Cr Wells***

That Council endorses the sharing of the Shire of Collie CCTV footage to the WAPOL Safer Cities vGRID CCTV sharing platform on the understanding that the initial gateway device is supplied by WAPOL.

Carried: 7/0

For: *Cr Miffling, Cr Italiano, Cr Faries, Cr Hill-Power, Cr Kearney, Cr Moyses, Cr Wells.*

Against: *Nil*

Background:

The Shire has invested in a CCTV network that includes fifty cameras at locations around the Collie townsite for the purpose of crime prevention and community safety.

The camera types and their locations are as follows:

Visitor Centre Licence Plate Camera	Hikvision HIK−2CD7A26GPIZ8 ANPR
Visitor Centre Overview Camera	Hikvision DS-2CD5546G0-IZ(H)SY Dome
Collie Shopping Centre Carpark West	DarkFighter Outdoor Moto Varifocal Dome Network Camera
Red Cross North	DarkFighter Outdoor Moto Varifocal Dome Network Camera
Skate Park North West	DarkFighter Outdoor Moto Varifocal Dome Network Camera
PCYC ANPR Forrest St West	DeepinView ANPR Moto Varifocal Bullet Camera
PCYC Carpark South	DarkFighter Outdoor Moto Varifocal Dome Network Camera
Central Park East	DarkFighter Outdoor Moto Varifocal Dome Network Camera
Central Park Forrest Street East	DarkFighter Outdoor Moto Varifocal Dome Network Camera
Central Park East playground	DarkFighter Outdoor Moto Varifocal Dome Network Camera
Footbridge Throssel Street South	DarkFighter Outdoor Moto Varifocal Dome Network Camera
Footbridge Throssel Street North	DarkFighter Outdoor Moto Varifocal Dome Network Camera
Hendersons Hardware West	DarkFighter Outdoor Moto Varifocal Dome Network Camera
Skate Park South	DarkFighter Outdoor Moto Varifocal Dome Network Camera
Hendersons Hardware East	DarkFighter Outdoor Moto Varifocal Dome Network Camera
Soldier Park PTZ	DarkFighter IR Network Speed Dome
Central Park Music Shell	DarkFighter Outdoor Moto Varifocal Dome Network Camera
Foot Bridge Forrest Street West	DarkFighter Outdoor Moto Varifocal Dome Network Camera
Foot Bridge Forrest Street	DarkFighter Outdoor Moto Varifocal Dome Network Camera
Shire Office East	DarkFighter Outdoor Moto Varifocal Dome Network Camera
Collie Shopping Centre Carpark East	DarkFighter Outdoor Moto Varifocal Dome Network Camera

Wagon Cafe Forrest Treet West	DarkFighter Outdoor Moto Varifocal Dome Network Camera
PCYC Carpark North	DarkFighter Outdoor Moto Varifocal Dome Network Camera
Solar Pole Coalfields HWY East	DarkFighter Fixed Turret Network Camera
Wagon Cafe Forrest Treet East	DarkFighter Outdoor Moto Varifocal Dome Network Camera
Central Park The Wagon North	DarkFighter Outdoor Moto Varifocal Dome Network Camera
Central Park The Wagon West	DarkFighter Outdoor Moto Varifocal Dome Network Camera
Central Park Forrest Street / Steere Street N Roundabout	DarkFighter Outdoor Moto Varifocal Dome Network Camera
Truck Stop - Location 23	DarkFighter Outdoor Moto Varifocal Dome Network Camera
Soldier Park North East	DarkFighter IR Network Speed Dome
Solar Pole Johnston South	DarkFighter Fixed Turret Network Camera
Soldier Park North West	DeepinView ANPR Moto Varifocal Bullet Camera
Solar Pole Coalfields HWY West	DarkFighter Fixed Turret Network Camera
Solar Pole Johnston Street North	DarkFighter Fixed Turret Network Camera
Soldier Park North East	DarkFighter IR Network Speed Dome
Skate Park PTZ	42X DarkFighter IR Network Speed Dome PTZ
Central Park Forrest Street / Harvey Street PTZ	42X DarkFighter IR Network Speed Dome PTZ
PCYC PTZ	42X DarkFighter IR Network Speed Dome PTZ
Medic Street / Harvey Street PTZ West	42X DarkFighter IR Network Speed Dome PTZ
Medic Street / Harvey Street PTZ East	42X DarkFighter IR Network Speed Dome PTZ
Solar Pole Johnston PTZ	DarkFighter IR Network Speed Dome
Solar Pole Coalfields HWY PTZ	DarkFighter IR Network Speed Dome
Solar Pole 3 CNR Forrest St & Atkinson St Location 20	Panoramic ColorVu Fixed Turret Network Camera
Solar Pole 3 CNR Forrest St & Atkinson St Location 20	DeepinView Moto Varifocal Bullet Camera

Cnr Patterson & Coalfields Location 21	Panoramic ColorVu Fixed Turret Network Camera
Cnr Patterson & Coalfields Location 21	AI Network 40x IR PTZ
RSL Location 22	Outdoor Darkfighter Dome Camera
RSL Location 22	DarkFighter Fixed Dome Network Camera
Truck Stop Location 23	Outdoor AcuSense Gen 2 Turret Camera
Truck Stop Location 23	Outdoor AcuSense Gen 2 Turret Camera

The Shire Administration Office has another six cameras placed around the building and four cameras on the Pool for our own safety, security, and monitoring purposes.





The Shire also has small standalone CCTV systems at Roche Park, Depot and Pound.

The Waste Transfer Station has a CCTV system but only one camera is serviceable due to repeated ongoing damage and vandalism at the site.

A grant has recently been received that will allow us to add two new Automatic Number Plate Recognition cameras to the fleet. These should be installed by November and will allow Police to quickly review passing traffic accurately as to the vehicle registration information.

WAPOL, via Senior Seargent Darryl Noye from Collie Police, have subsequently approached the Shire to invite us to join in to the state-wide CCTV sharing system that is using the Safer Cities vGRID platform and share our town CCTV camera with this system using a gateway device to stream our content securely.

The details of the arrangements are found in Appendices 14.1A, 14.1B & 14.1C.

Statutory and Policy Implications:

Local Government Act 1995

Privacy & Responsible Information Sharing Act 2024

Surveillance Devices Act 1998

Freedom of Information Act 1992

Police have legislative arrangements that allow them to access information from third parties that satisfies requirements, including PRIS which is key to a data sharing request.

Budget Implications:

The gateway device required to enable the streaming of out CCTV footage will initially be supplied by WAPOL and will include a 5-year warranty. The MOU indicates after the 5 year warranty period if replacement is required. The replacement cost in 5 years plus would be a best estimate of $5,000.

Budget – Whole of Life Cost:

CCTV Maintenance is currently a budget line item where SAPIO provide twice yearly services for checking, cleaning and updating of cameras and equipment and is approximately $20,000 per annum.

Communications / Consultation Requirements:

Nil

Strategic Implications:

STRATEGIC COMMUNITY PLAN AND CORPORATE BUSINESS PLAN		
GOAL:	1	Our Community
Objective:	1.1	Community health, safety & wellbeing
Strategic Priority:	1.1.3	To work with Police and other agencies to improve community safety and security

Relevant Precedents:

Shire signed MOU in 2016 by the Shire to agree to register the Shire CCTV systems with Police.

Risk Assessment:

The Risk Management Governance Framework has been considered in arriving at the Officer Recommendation.

TIER 2 – 'Low' or 'Moderate' Inherent Risk.		
Risk Event	Sharing of CCTV with WAPOL	
Inherent Risk Rating (prior to treatment or control)	Low (1 - 4)	
Risk Action Plan (treatment or controls proposed)	Memorandum of Understanding	
Residual Risk Rating (after treatment or controls)	Low (1 - 4)	
Risk Category	Health	N/A
	Financial	N/A
	Service Interruption	Gateway device secure
	Legal and Compliance	Managed via MOU
	Reputational	N/A
	Environment	N/A
	Property	N/A

Comment:

Shire staff have received requests from WAPOL including the Arson Squad very recently for access to or to download footage from our CCTV systems. Outside of the Shire, this is currently only available on a computer at the Collie Police Station.

Providing this footage manually is highly time consuming for Shire staff. Providing this access would allow Police to view our footage themselves using the vGRID platform very quickly from anywhere and could lead to faster response and better policing outcomes. When the two new Automatic Number Plate Recognition cameras come online this will provide an enhanced benefit.

The request aligns with the Shire's Corporate Business Plan and would provide benefits to the community, particularly when specialised police are involved and would contribute to the State-Wide WAPOL policing services.

14.2 Financial Management Report – August 2026	
Reporting Department:	Corporate Services
Reporting Officer:	Geoff Lawrence – Finance Manager
Accountable Manager:	Alan Thornton – Director Corporate Services
Legislation	*Local Government Act 1995 & Financial Management Regulations 1996*
File Number:	FIN/024
Appendices:	Appendix 14.2.A – Financial Report – August 2026
Voting Requirement	Simple Majority

Report Purpose

To provide a summary of the financial position for the Shire of Collie for the month ending August 2026.

Officer's Recommendation/Council Decision: ***Resolution: 9852***

Moved: ***Cr Faries*** ***Seconded:*** ***Cr Hill-Power***

That Council receives the Financial Management Report for 31 August 2026 as presented in Appendix 14.2.A.

Carried: 7/0

For: *Cr Miffling, Cr Italiano, Cr Faries, Cr Hill-Power, Cr Kearney, Cr Moyses, Cr Wells.*

Against: *Nil*

Background:

In accordance with Council policy and the provisions of the *Local Government Act 1995* and the *Local Government (Financial Management) Regulations 1996* (Regulations), the Shire is required to prepare a monthly Statement of Financial Activity and Statement of Financial Position each month.

Statutory and Policy Implications:

Local Government Act 1995

6.4. Financial Report

(1) A local government is to prepare an annual financial report for the preceding financial year and such other financial reports as are prescribed.

(2) The financial report is to —

(a) be prepared and presented in the manner and form prescribed; and

(b) contain the prescribed information.

Local Government (Financial Management) Regulations 1996

34. Financial activity statement required each month (Act s. 6.4)

(1A) In this regulation—

committed assets means revenue unspent but set aside under the annual budget for a specific purpose.

(1) A local government is to prepare each month a statement of financial activity reporting on the revenue and expenditure, as set out in the annual budget under regulation 22(1)(d), for that month in the following detail —

(a) annual budget estimates, taking into account any expenditure incurred for an additional purpose under section 6.8(1)(b) or (c); and

(b) budget estimates to the end of the month to which the statement relates; and

(c) actual amounts of expenditure, revenue and income to the end of the month to which the statement relates; and

(d) material variances between the comparable amounts referred to in paragraphs (b) and (c); and

(e) the net current assets at the end of the month to which the statement relates.

(1B) The detail included under subregulation (1)(e) must be structured in the same way as the detail included in the annual budget under regulation 31(1) and (3)(a).

(1C) Any information relating to exclusions from the calculation of a budget deficiency that is included as part of the budget estimates referred to in subregulation (1)(a) or (b) must be structured in the same way as the corresponding information included in the annual budget.

(2) Each statement of financial activity is to be accompanied by documents containing

(a) deleted

(b) an explanation of each of the material variances referred to in subregulation (1)(d); and

(c) such other supporting information as is considered relevant by the local government.

(3) The information in a statement of financial activity may be shown according to nature and type classification.

(4) A statement of financial activity, and the accompanying documents referred to in subregulation (2), are to be —

(a) presented at an ordinary meeting of the council within 2 months after the end of the relevant month; and

(b) recorded in the minutes of the meeting at which it is presented.

Local Government (Financial Management) Regulations 1996

35. Financial position statement required each month

(1) A local government must prepare each month a statement of financial position showing the financial position of the local government as at the last day of the previous month (the previous month) and —

(a) the financial position of the local government as at the last day of the previous financial year; or

(b) if the previous month is June, the financial position of the local government as at the last day of the financial year before the previous financial year.

(2) A statement of financial position must be —

(a) presented at an ordinary meeting of the council within 2 months after the end of the previous month; and

(b) recorded in the minutes of the meeting at which it is presented.

Budget Implications:
The monthly Financial Management Report provides Council with an overview of budget compared to actual expenditure and revenue.

Budget – Whole of Life Cost:
As this report does not propose new assets, there are no direct whole of life or ongoing cost implications.

Communications / Consultation Requirements:
Nil

Strategic Community Plan/Corporate Business Plan Implications:

STRATEGIC COMMUNITY PLAN AND CORPORATE BUSINESS PLAN		
GOAL:	5	Our Organisation
Objective:	5.2	Good governance and financial management
Strategic Priority:	5.2.2	To progressively improve the Shire's financial health indicators
Strategic Priority:	5.2.4	To benchmark against industry governance and financial standards

Relevant Precedents:
Each month Council is presented a monthly Financial Management Report.

Risk Assessment:
The Risk Management Governance Framework has been considered in arriving at the Officer Recommendation.

TIER 2 – 'Low' or 'Moderate' Inherent Risk.		
Risk Event	Financial Management Report – August 2026	
Inherent Risk Rating (prior to treatment or control)	Moderate (5 - 11)	
Risk Action Plan (treatment or controls proposed)	As the inherent risk is below 12, this is not applicable	
Residual Risk Rating (after treatment or controls)	Low (1 - 4)	
Risk Category	Health	N/A
	Financial	Not monitoring ongoing financial performance would increase the risk of a negative impact on the financial position.
	Service Interruption	N/A
	Legal and Compliance	Non compliance with the legislative requirements that result in a qualified audit.

TIER 2 – 'Low' or 'Moderate' Inherent Risk.		
	Reputational	Non-compliance that results in a qualified audit can lead stakeholders to question the Council's ability to manage finances effectively.
	Environmental	N/A
	Property	N/A

Comment:

The financial statements provided in Appendix 14.2.A reports on the following information for the reporting period:

- Statement of Comprehensive income by Nature
- Statement of Comprehensive income by Program
- Statement of Financial Activity
- Explanation of material variances on the Statement of Financial Activity
- Statement of Financial Position
- Supplementary notes

The Statement of Financial Activity provides Elected Members with a high level oversight of operating and capital revenues and expenditures. It is also intended to link operating results with balance sheet items and reconcile with the end of month balances.

In accordance with the Regulations, for 2026/27 period a report must be compiled on variances greater than the percentage agreed by Council which is currently plus (+) or minus (-) 10% or $50,000, whichever is the greater.

Commentary in relation to the variances is provided at nature and type level. A nil variance means that the year-to-date actual value is identical to the year-to-date budget estimate. Comments are therefore provided where the variance's value is >10% or >$50,000 under or over budget.

The Financial Management Reports included in Appendix 14.2.A do not include end of year adjustments for the year ended 30 June 2026. The figures presented are unaudited and subject to change. The final position for the 2025/26 financial year will be reported in the 2025/26 Annual Financial Statements.

14.3 Accounts Paid – 16 August to 15 September 2026	
Reporting Department:	Corporate Services
Reporting Officer:	Geoff Lawrence – Finance Manager
Accountable Manager:	Alan Thornton – Director Corporate Services
Legislation:	*Local Government Act 1995 & Local Government (Financial Management) Regulations 1996*
File Number:	FIN/024
Appendices:	Appendix 14.3.A – List of Accounts Paid Appendix 14.3.B – List of Purchasing Card Payments
Voting Requirement	Simple Majority

Report Purpose

To present the accounts paid for the period 16 August 2026 to 15 September 2026

Officer's Recommendation/Council Decision: ***Resolution: 9853***

Moved: ***Cr Faries*** ***Seconded:*** ***Cr Moyses***

That Council:

1. *Notes the Chief Executive Officer's list of accounts for the period 16 August 2026 to 15 September 2026 paid under delegation in accordance with Regulation 13(1) of the Local Government (Financial Management) Regulations 1996, as presented in Appendix 14.3.A totalling $862,133.03.*
2. *Notes the reported card transactions for the period 16 August 2026 to 15 September 2026 in accordance with Regulation 13A(1) of the Local Government (Financial Management) Regulations 1996, as presented in Appendix 14.3.B totalling $6,184.54.*

Carried: 7/0

For: *Cr Miffling, Cr Italiano, Cr Faries, Cr Hill-Power, Cr Kearney, Cr Moyses, Cr Wells.*

Against: *Nil*

Background:

Where a council has delegated authority to the Chief Executive Officer to make payments from the municipal or trust fund, a list of accounts paid is to be presented at the ordinary meeting each month.

In accordance with Delegation 2.2.21, the Chief Executive Officer is authorised to make payments.

Statutory and Policy Implications:

Local Government Act 1995

Local Government (Financial Management Regulations) 1996

12. Payments from municipal fund or trust fund, restrictions on making

(1) A payment may only be made from the municipal fund or the trust fund —

(a) if the local government has delegated to the CEO the exercise of its power make payments from those funds — by the CEO; or

(b) otherwise, if the payment is authorised in advance by a resolution of the council.

(2) The council must not authorise a payment from those funds until a list prepared under regulation 13(2) containing details of the accounts to be paid has been presented to the council.

13. Payments from municipal fund or trust fund by CEO, CEO's duties as to etc.

(1) If the local government has delegated to the CEO the exercise of its power to make payments from the municipal fund or the trust fund, a list of accounts paid by the CEO is to be prepared each month showing for each account paid since the last such list was prepared —

(a) the payee's name; and

(b) the amount of the payment; and

(c) the date of the payment; and

(d) sufficient information to identify the transaction.

(2) A list of accounts for approval to be paid is to be prepared each month showing —

(a) for each account which requires council authorisation in that month —

(i) the payee's name; and

(ii) the amount of the payment; and

(i) sufficient information to identify the transaction; and

(b) the date of the meeting of the council to which the list is to be presented.

(3) A list prepared under subregulation (1) or (2) is to be —

(a) presented to the council at the next ordinary meeting of the council after the list is prepared; and

(b) recorded in the minutes of that meeting.

13A. Payments by employees via purchasing cards

(1) If a local government has authorised an employee to use a credit, debit or other purchasing card, a list of payments made using the card must be prepared each month showing the following for each payment made since the last such list was prepared —

(a) the payee's name;

(b) the amount of the payment;

(c) the date of the payment;

(d) sufficient information to identify the payment.

(2) A list prepared under subregulation (1) must be —

(a) presented to the council at the next ordinary meeting of the council after the list is prepared; and

(b) recorded in the minutes of that meeting.

Council Policy

CS3.7 Payment of Creditors

5.0 List of Accounts Paid

A list of all accounts paid shall be presented to the Council within two months. The list shall comprise of details as prescribed in the WA Financial Management Regulations (1996)

Budget Implications:

All liabilities settled have been in accordance with the annual budget provisions.

Budget – Whole of Life Cost:

As this report does not propose new assets, there are no direct whole of life or ongoing cost implications.

Communications / Consultation Requirements:

Nil

Strategic Community Plan/Corporate Business Plan Implications:

STRATEGIC COMMUNITY PLAN AND CORPORATE BUSINESS PLAN		
GOAL:	5	Our Organisation
Objective:	5.2	Good governance and financial management
Strategic Priority:	5.2.2	To progressively improve the Shire's financial health indicators
Strategic Priority:	5.2.4	To benchmark against industry governance and financial standards

Relevant Precedents:

Each month Council receives the list of accounts presented.

Risk Assessment:

The Risk Management Governance Framework has been considered in arriving at the Officer Recommendation.

TIER 2 – 'Low' or 'Moderate' Inherent Risk.		
Risk Event	Accounts Paid – 16 August 2026 to 15 September 2026	
Inherent Risk Rating (prior to treatment or control)	Moderate (5 - 11)	
Risk Action Plan (treatment or controls proposed)	As the inherent Risk Rating is below 12, this is not applicable.	
Residual Risk Rating (after treatment or controls)	Moderate (5 - 11)	
Risk Category	Health	N/A
	Financial	That payments are not made in accordance with Shire's policies and procedures.
	Service Interruption	N/A

TIER 2 – 'Low' or 'Moderate' Inherent Risk.		
	Legal and Compliance	Not reporting the list of accounts to Council is a contravention of the *Local Government Act 1995.*
	Reputational	Non compliance with a legal requirement may lead to community confidence being eroded in Shire's management and Council
	Environmental	N/A
	Property	N/A

Comment:

A listing of payments is included in Appendix 14.3.A and 14.3.B.

Where possible, questions on specific payments should be submitted to the Chief Executive Officer or the Director before noon on the day of the scheduled meeting. This will ensure a response can be provided at the Council Meeting.

15. MOTIONS FOR WHICH PRIOR NOTICE HAS BEEN GIVEN

Nil

16. QUESTIONS BY MEMBERS FOR WHICH DUE NOTICE HAS BEEN GIVEN

Nil.

17. URGENT BUSINESS APPROVED BY THE PRESIDING MEMBER OR BY DECISION

The Shire President asked Council to consider the following item of urgent business.

17.1 Extended Retail Trading Hours – 2026 Christmas Period and 2027 Public Holidays	
Reporting Department:	Chief Executive Office
Reporting Officer:	Nicole Wasmann – Governance Coordinator
Accountable Manager:	Phil Anastasakis – Chief Executive Officer
Legislation	*Retail Trading Hours Act 1987*
File Number:	EDV/012
Appendices:	17.1.A Regional Extended Trading Package
Voting Requirement	Simple Majority

Report Purpose:

For Council to consider the proposed extended retail trading hours for the 2026 Christmas period and public holidays in 2027.

Officer's Recommendation/Council Decision: ***Resolution: 9854***

Moved: ***Cr Italiano*** ***Seconded:*** ***Cr Hill-Powe***

That Council authorise the Chief Executive Officer to accept the extended trading package offered to regional local government authorities for the 2026 Christmas period and public holidays in 2027.

Carried: 7/0

For: *Cr Miffling, Cr Italiano, Cr Faries, Cr Hill-Power, Cr Kearney, Cr Moyses, Cr Wells.*

Against: *Nil*

Background:

The Hon. Dr Tony Buti, Minister for Commerce, has approved extended trading hours for the Perth metropolitan area for the 2026 Christmas period and specified public holidays in 2027.

The approved package will enable general retail shops in the Perth metropolitan area to trade from 8.00 am to 6.00 pm on Saturdays, Sundays and public holidays between 5 December 2026 and 28 December 2026, with Christmas Day being the only day on which shops must remain closed under the package. Extended weekday trading hours of 7.00 am to 9.00 pm will apply from 14 December 2026 to 24 December 2026.

The Minister has also approved extended trading hours for general retail shops in the metropolitan area on the following public holidays in 2027:

- New Year's Day – 1 January 2027
- Australia Day – 26 January 2027
- Labour Day – 1 March 2027
- Easter Monday – 29 March 2027
- ANZAC Day public holiday in lieu – 26 April 2027
- Western Australia Day – 7 June 2027
- King's Birthday – 27 September 2027

The Minister has agreed to offer a similar extended trading package to regional local governments, based on the trading hours approved for the metropolitan area. The agreement is subject to local government confirmation of acceptance of this approval by 22 October 2026.

Local governments that prefer alternative trading arrangements for the Christmas period may apply to the Minister for approval of alternative hours.

Statutory and Policy Implications:

Retail Trading Hours Act 1987

12E. Variation of trading hours

(1) The Minister may by order vary the trading hours of retail shops by —

(a) requiring retail shops to be closed at a time or times when the shops would otherwise not be required to be closed under section 12(1) or (3), 12B or 12D; or

(b) authorising retail shops to be open at a time or times when the shops would otherwise be required to be closed under any of those provisions.

Budget Implications:

There are no budget implications associated with this report.

Budget – Whole of Life Cost:

As this report does not propose new assets, there are no direct whole of life or ongoing cost implications.

Communications / Consultation Requirements:

The Collie Chamber of Commerce and Industry Inc. has been invited to comment on the extended trading package. In recent years, the Chamber has supported the package offered to regional local governments.

Strategic Implications:

STRATEGIC COMMUNITY PLAN AND CORPORATE BUSINESS PLAN		
GOAL:	2	Our Economy
Objective:	2.1	Economic Development
Strategic Priority:	2.1.4	Advocate for new industry while supporting existing businesses and encouraging local employment.

Relevant Precedents:

The Minister approves extended retail trading hours for the Christmas period and specified public holidays each year. The Shire of Collie has supported the extended trading package offered to regional local governments in recent years.

The package offered for 2026 and 2027 is similar to those offered in previous years.

Risk Assessment:

The Risk Management Governance Framework has been considered in arriving at the Officer Recommendation.

TIER 2 – 'Low' or 'Moderate' Inherent Risk.		
Risk Event	Extended Retail Trading Hours – 2026 Christmas Period and 2027 Public Holidays	
Inherent Risk Rating (prior to treatment or control)	Low (1 - 4)	
Risk Action Plan (treatment or controls proposed)	As the residual risk rating is below 12, this is not applicable.	
Residual Risk Rating (after treatment or controls)	Low (1 - 4)	
Risk Category	Health	N/A
	Financial	N/A
	Service Interruption	No service interruptions to the services provided by the Shire of Collie.
	Legal and Compliance	Failure to correctly communicate or apply for the approved trading hours may result in non-compliance with the Retail Trading Hours Act 1987.
	Reputational	Failure to respond within the timeframe provided may result in extended trading hours not being available to retail businesses in Collie which would result in reputational impacts for the Shire.
	Environment	N/A
	Property	N/A

Comment:

It is recommended that Council authorise the Chief Executive Officer to accept the extended trading package offered to regional local governments for the 2026 Christmas period and public holidays in 2027.

18. ANNOUNCEMENTS BY THE PRESIDING MEMBER AND COUNCILLORS

Shire President Cr Miffling

- 10 September – attended a meeting of the South32 Community Liaison Committee at Worsley Alumina site.
- 14 September – attended a meeting regarding Mineworkers' Institute proposed upgrade ($1m election commitment).
- 22 September – attended a meeting at the Collie PCYC regarding planning for NAIDOC Week event.
- 22 September – attended, along with councillors and staff, a councillor workshop.
- 29 September – attended the land auction for sale of properties for non-payment of rates.
- 7 October – represented the Shire at the official opening by the Minister for Water of the Wellington Dam 'below the wall' bridge.
- 9 October – along with Cr Italiano and CEO Mr Anastasakis, met informally with the South West Development Commission members who were paying a visit to Collie to view Just Transition related projects.
- 9 October – represented the Shire at the NAIDOC Week event at the Collie PCYC.

Deputy Shire President Cr Italiano

- 7 September – attended the Audit, Risk and Improvement Committee meeting.
- 17 September – represented the council at the WALGA annual general meeting in Perth.
- 22 September – attended the council workshop to discuss food vendors and fees.
- 22 September – attended meeting with National Trust CEO, Alan Barrett.
- 29 September – attended the auction of 4 blocks to recover rates.
- 29 September – attended the Tourism and Economic Development Committee meeting.
- 9 October – attended a breakfast briefing with South West Development Commission board and staff.
- 13 October – Inspected Booth Street property with other Shire councillors and staff.

Cr Wells

- 22 Sep – Attended the council workshop.
- 29 Sept – attended the Tourism and Economic Development Committee Meeting.

19. STATUS REPORT ON COUNCIL RESOLUTIONS

Summary reports on the status of Council's resolutions are:

- 'Closed Since Last Meeting' at Appendix 19.1.A
- 'All Open' at Appendix 19.1.B

20. CLOSURE OF MEETING TO MEMBERS OF THE PUBLIC

In accordance with Section 5.23(2)(b) of the *Local Government Act 1995*, some matters discussed in Item 20.1 were confidential as they related to the recruitment and employment of a senior employee. The recommendations in the item were considered separately to ensure that the closure of the meeting to members of the public was for no longer than necessary.

20.1 Employee Matter	
Reporting Department:	Chief Executive Officer
Reporting Officer:	Phil Anastasakis - Chief Executive Officer
Accountable Manager:	Phil Anastasakis - Chief Executive Officer
Legislation	*Local Government Act 1995*
File Number:	GOV/111
Appendices:	N/A
Voting Requirement	Simple Majority

Council Decision: ***Resolution: 9855***

Moved: ***Cr Hill-Power*** ***Seconded:*** ***Cr Wells***

That in accordance with Section 5.23(2) of the Local Government Act 1995, that the meeting is closed to members of the public with the following aspect(s) of the Act being applicable to these matters:

(b) a matter relating to the recruitment or employment of the CEO or a senior employee

Carried: 7/0

For: *Cr Miffling, Cr Italiano, Cr Faries, Cr Hill-Power, Cr Kearney, Cr Moyses, Cr Wells.*

Against: *Nil*

Members of the public and the press left the meeting at 7:52 pm.

Officer's Recommendation/Council Decision: ***Resolution: 9856***

Moved: ***Cr Faries*** ***Seconded:*** ***Cr Moyses***

That:

a) Council accepts the recommendation for appointment of short-listed applicant 2 to the position of Director Community and Culture as contained within the assessment report and authorise the Chief Executive Officer to negotiate terms of appointment.

b) Should contract negotiations be unsuccessful or short-listed applicant 2 does not satisfy the requirements of the role and successfully pass the 6 month probation period, then Council accepts the recommendation for appointment of short-listed applicant 1 to the position of Director Community and Culture as contained within the assessment report and authorises the Chief Executive Officer to negotiate terms of appointment.

Carried: 7/0

For: *Cr Miffling, Cr Italiano, Cr Faries, Cr Hill-Power, Cr Kearney, Cr Moyses, Cr Wells.*

Against: *Nil*

Council Decision:	***Resolution: 9857***
Moved: Cr Kearney	***Seconded: Cr Hill-Power***
That the meeting be reopened to the public.	
	Carried: 7/0
For:	*Cr Miffling, Cr Italiano, Cr Faries, Cr Hill-Power, Cr Kearney, Cr Moyses, Cr Wells.*
Against:	*Nil.*

The meeting was reopened to the public at 8:03pm.

Officer's Recommendation/Council Decision:	***Resolution: 9858***
Moved: Cr Kearney	***Seconded: Cr Hill-Power***
That Council endorses the short-term changes to the work environment required to accommodate the Director Community and Culture position, with a future report to be provided to Council on administration building modifications/extensions required to accommodate medium to long-term staffing requirements.	
	Carried: 7/0
For:	*Cr Miffling, Cr Italiano, Cr Faries, Cr Hill-Power, Cr Kearney, Cr Moyses, Cr Wells.*
Against:	*Nil*

21. CLOSE

There being no further business the Shire President thanked everyone for their attendance and closed the meeting at 8:09pm.

Shire of Collie

MINUTES

of the

TOURISM & ECONOMIC DEVELOPMENT COMMITTEE

held on

Tuesday, 20 October 2026

Contents

1. OPENING/ATTENDANCE/APOLOGIES 2
2. DISCLOSURE OF FINANCIAL INTEREST 2
3. PETITIONS/DEPUTATIONS/PRESENTATIONS/SUBMISSIONS 2
3.1 Presentation by Delos Delta 2
4. CONFIRMATION OF THE PREVIOUS MINUTES OF COMMITTEE MEETING 3
4.1 Tourism & Economic Development Committee Meeting – 06 August 2026 3
4.2 Tourism & Economic Development Committee Meeting – 29 September 2026 3
5. BUSINESS ARISING FROM THE PREVIOUS MINUTES 4
6. OFFICER REPORTS 4
7. GENERAL BUSINESS 4
8. CLOSE AND NEXT MEETING 4

Minutes of the Shire of Collie Tourism and Economic Development Committee Meeting held in the Council Chambers, 87 Throssell Street Collie, on Tuesday, 20 October 2026.

The Presiding Member, Cr Michelle Smith, declared the meeting open at 1:02pm and welcomed independent members, councillors, staff and visitors.

1. OPENING/ATTENDANCE/APOLOGIES

Members

Cr Michelle Smith	Councillor
Cr Joe Italiano	Councillor
Cr Rob Wells	Councillor
Phil Anastasakis	Chief Executive Officer
Alex Wiese	Director Development Services

Shire Staff – Non Members

Melissa Souter-Robertson	Tourism & Economic Development Coordinator

Visitors

Cr Ian Miffling	Shire President
Cr Gary Faries	Councillor
Brad Grinter	Director Operations
Alan Thornton	Director Corporate Services
Brook Dixon	Delos Delta (via Teams)
Anna Wilson	Delos Delta (via Teams)
Ruby Tucker	Delos Delta (via Teams)

Apologies

Cr Dale Hill-Power	Councillor
Cr John Kearney	Councillor
Cr Paul Moyses	Councillor
Cr Brett Hansen	Councillor

2. DISCLOSURE OF FINANCIAL INTEREST

Nil.

3. PETITIONS/DEPUTATIONS/PRESENTATIONS/SUBMISSIONS

3.1 Presentation by Delos Delta

Committee Decision:

Moved: ***Alex Wiese*** ***Seconded:*** ***Rob Wells***

That the Committee suspend Standing Orders.

Carried: 5/0

For: *Cr Smith, Cr Italiano, Cr Wells, Phil Anastasakis, Alex Wiese*

Against: *Nil*

Presented by Anna Wilson, General Manager and Brook Dixon, Group CEO, Managing Director

Economic Development & Tourism Strategy and Action Plan

- Overview of the outcomes of consultation (workshops and online survey)
- Overview of the information gathered
- Direction of the Strategy and Action Plan

Committee Decision:

Moved: ***Alex Wiese*** ***Seconded:*** ***Rob Wells***

That the Committee resume Standing Orders.

Carried: 5/0

For: *Cr Smith, Cr Italiano, Cr Wells, Phil Anastasakis, Alex Wiese*

Against: *Nil*

4. CONFIRMATION OF THE PREVIOUS MINUTES OF COMMITTEE MEETING

4.1 Tourism & Economic Development Committee Meeting – 06 August 2026

Minutes to be confirmed at the next Tourism & Economic Development Committee Meeting.

Officer's Recommendation/Committee Decision:

Moved: ***Alex Wiese*** ***Seconded:*** ***Joe Italiano***

That the Committee confirms the Minutes of the Shire of Collie Tourism & Economic Development Committee Meeting held on 06 August 2026.

Carried: 5/0

For: *Cr Smith, Cr Italiano, Cr Wells, Phil Anastasakis, Alex Wiese*

Against: *Nil*

4.2 Tourism & Economic Development Committee Meeting – 29 September 2026

Minutes to be confirmed at the next Tourism & Economic Development Committee Meeting.

Officer's Recommendation/Committee Decision:

Moved: ***Rob Wells*** ***Seconded:*** ***Phil Anastasakis***

That the Committee confirms the Minutes of the Shire of Collie Tourism & Economic Development Committee Meeting held on 29 September 2026.

Carried: 5/0

For: *Cr Smith, Cr Italiano, Cr Wells, Phil Anastasakis, Alex Wiese*

Against: *Nil*

5. BUSINESS ARISING FROM THE PREVIOUS MINUTES

Not applicable.

6. OFFICER REPORTS

Nil.

7. GENERAL BUSINESS

Nil.

8. CLOSE AND NEXT MEETING

There being no further business, the Presiding Member thanked those present for their attendance and declared the meeting closed at 2:50pm.

Shire of Collie

Local Public Health Plan

2026–2031



Acknowledgement of Country
The Shire of Collie acknowledges the Wiilman and Kaneyang people as the traditional custodians of the lands and waters of the Collie region. We pay our respects to Elders past and present and recognise their continuing connection to Country, culture, community and wellbeing.

Table of Contents

Shire President's Foreword 3
Executive Summary 4
Introduction 5
What Is Public Health? 5
Legislative Framework 5
State Public Health Plan 6
Shire's Strategic Alignment 7
Community Profile 8
Key Health Findings 10
Implications For Local Public Health Planning 11
Collie's Strengths and Challenges 11
Health Profile and Determinants 12
Local Public Health Priorities 13
Local Priorities and Action Plan 13
Action Plan 14
Monitoring and Evaluation 20
Conclusion 21
References 21



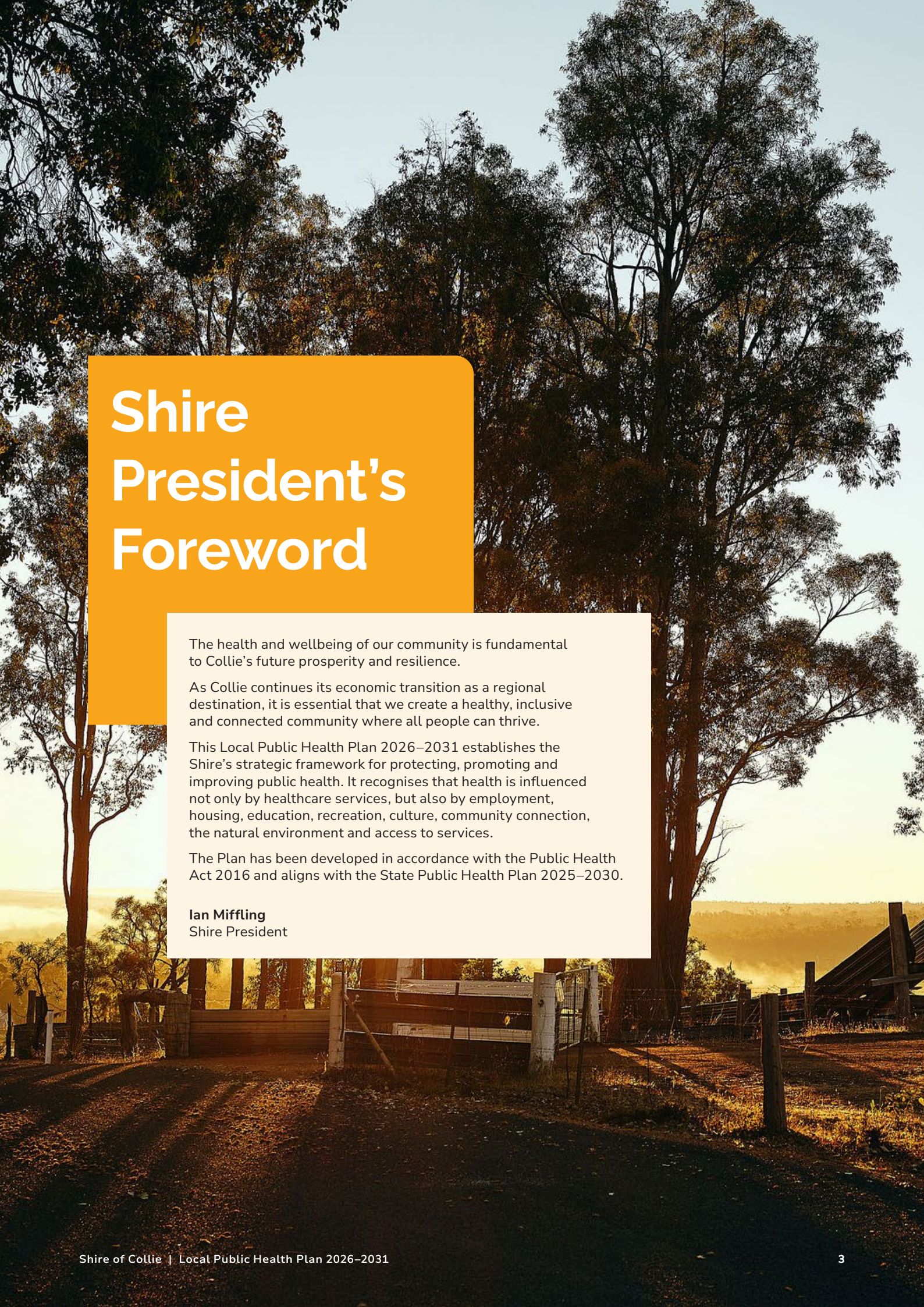

Shire President's Foreword

The health and wellbeing of our community is fundamental to Collie's future prosperity and resilience.

As Collie continues its economic transition as a regional destination, it is essential that we create a healthy, inclusive and connected community where all people can thrive.

This Local Public Health Plan 2026–2031 establishes the Shire's strategic framework for protecting, promoting and improving public health. It recognises that health is influenced not only by healthcare services, but also by employment, housing, education, recreation, culture, community connection, the natural environment and access to services.

The Plan has been developed in accordance with the Public Health Act 2016 and aligns with the State Public Health Plan 2025–2030.

Ian Miffling
Shire President

Executive Summary

The Shire of Collie plays an important role in protecting and promoting the health and wellbeing of the community. Through planning, service delivery, partnerships, advocacy and the provision of community facilities and infrastructure, the Shire can influence many of the factors that support people to live healthy, safe and connected lives.

The Local Public Health Plan 2026–2031 (Plan) provides a framework for improving health and wellbeing outcomes across the district over the next five years. It recognises that health is shaped by more than access to healthcare services. Factors such as employment, housing, education, social connection, recreation, transport, community safety and the natural environment all contribute to the health and quality of life of local residents.

As Collie continues to undergo significant economic and social transition, the Plan seeks to build on the community's strengths while responding to current and emerging challenges. Particular focus is placed on supporting mental wellbeing, encouraging healthy lifestyles, improving inclusion and accessibility, strengthening community resilience, protecting environmental health and ensuring people have opportunities to participate in community life.

The Plan has been developed in accordance with the requirements of the Public Health Act 2016 and aligns with the State Public Health Plan 2025–2030. It adopts the State's overarching objectives of Aboriginal Health and Wellbeing and Equity and Inclusion, together with the core public health objectives to Promote, Prevent, Protect and Enable health and wellbeing outcomes.

Recognising that no single organisation can improve public health outcomes alone, the Plan emphasises collaboration with government agencies, health services, Aboriginal organisations, schools, businesses, sporting clubs and community groups. Through these partnerships, the Shire will continue to support initiatives that improve health outcomes, strengthen community connections and create a healthier and more resilient community.

The Local Public Health Plan will be implemented through the Shire's existing planning and reporting framework and reviewed regularly to ensure it remains responsive to community needs, emerging risks and changing priorities.



Our Vision

Collie – Nature at our doorstep, community at heart.

Introduction

The Local Public Health Plan 2026–2031 provides a framework for how the Shire will work with partners and the community to improve health and wellbeing across the local government area. It recognises that good health is influenced not only by healthcare but also by the environments where people live.

What is Public Health?

Public health refers to the health and wellbeing of the public; it is much more than just the provision of health services and managing environmental health risks but encompasses all aspects of life that enable the community to thrive. By actively planning for the best public health outcomes of a community, local governments can support and drive the changes required.

Public health considerations affect the lives of Western Australians every day and include a wide range of actions aimed at improving the wellbeing and quality of life and encompass both historical and proposed activities in the natural and built environment (Department of Health WA, 2025).

Legislative Framework

The Public Health Act 2016 (WA) established a risk-based framework for protecting and promoting the health of all Western Australians. Under the Act, each local government must prepare a Public Health Plan that identifies the public health needs of people within its local government area.



State Public Health Plan

The State Public Health Plan provides direction for all levels of government, health services, and communities. It identifies four key pillars, supported by two overarching priorities, which guide public health action across the state as shown below:

Promote

Foster strong, connected communities and healthier environments.

The Shire supports healthy and active lifestyles through the provision of parks, trails, recreation facilities, community programs, events and initiatives that encourage social connection, participation and community wellbeing.

Prevent

Reduce the burden of chronic disease, communicable disease and injury.

The Shire promotes healthy lifestyle choices, supports disease prevention initiatives, encourages physical activity and healthy eating, and works with partners to improve community awareness of health risks and preventative health measures.

Protect

Protect against public and environmental health risks and strengthen community resilience.

The Shire delivers environmental health services, regulates public health risks, supports emergency management and works to prepare for the health impacts of climate change, bushfire and other emergencies.

Enable

Strengthen partnerships, capacity and systems that support community health and wellbeing.

The Shire works collaboratively with government agencies, health services, Aboriginal organisations, schools, businesses and community groups to deliver initiatives that improve health outcomes and strengthen community resilience.



Shire's Strategic Alignment

The State Public Health Plan 2025–2030 outlines a vision for achieving the highest possible standard of health, wellbeing, and quality of life for all Western Australians. The Shire of Collie Local Public Health Plan 2026–2031 supports this vision by aligning with the State Plan's objectives while also responding to the unique local priorities, opportunities, and challenges faced by the Collie community. Key focus areas include community wellbeing, economic transition, access to services, recreation, environmental health, and emergency preparedness. This alignment is illustrated in Figure 1 below.

Shire Goal	State Public Health Plan Focus (4 Pillars)	Public Health Plan Alignment	What this means for the Community
Our Community 	**Protect** and **Prevent** 	Manages health and safety risks, prevents harm, and improves emergency preparedness.	Safety grows where people feel seen, supported and connected to their community.
Our Natural Environment 	**Protect** and **Promote** 	Supports climate resilience, protects environments, and promotes sustainable healthy living.	Together, we protect today's environment to create a healthier, greener tomorrow for all.
Our Economy 	**Promote** and **Enable** 	Supports a healthy workforce and strong, safe business environments.	Local jobs, sustainable growth, and shared success, building a future full of opportunity.
Our Built Environment 	**Promote** and **Prevent** 	Builds social connection, mental wellbeing, and healthy, active neighbourhoods.	The town is well maintained, with sustainable infrastructure.
Our Organisation Well-Governed and Managed 	**Enable** 	Uses evidence, partnerships, and strong systems to deliver effective public health services.	Good governance means listening, being open and doing what is best for you.

Figure 1 Shire's Strategic Alignment

Community Profile

Gazetted in 1897, the Shire of Collie is located in the South-West region of Western Australia, approximately 200km south of Perth and 55km east of Bunbury.

Key characteristics include:

- Strong industrial, tourism and recreation sectors
- Significant Aboriginal community
- Extensive natural assets including forests, rivers, trails and public open spaces
- A Just Transition process is underway, moving away from coal and coal fired energy industries to renewables

The transition occurring within Collie presents both opportunities and challenges for public health. Economic diversification, employment pathways, housing availability and service accessibility will remain important determinants of community wellbeing throughout the life of this Plan.

Local Demographics

Community Health Snapshot



Community Profile

9,561 people (2025)

Median age of **45.3**

11.4% born overseas (2021)

4.2% Aboriginal and/or Torres Strait Islander (2021)

1.28% population growth in 2024-25

Natural Assets

Land Size **1,685km²**

78% State Forest

170km Trails

8 Water Bodies





Employment and Income

Unemployment rate of **5.8%** (2025)

51.2% workforce participation rate in 2021, down from **59.3%** in 2011

Tourism

Visitor economy overview (2025):

393,877 visitors in 2025

44 accommodation options Shire-wide

17-night average international stay

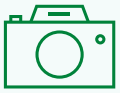



Education

Comparatively **high** share of Certificate-level qualifications (2021)

Comparatively **low** share with Advanced Diploma/Diploma or higher

Vulnerability

IRSAD (disadvantage index) ranking for Collie in 2021: **lowest quintile** nationally — one of the most disadvantaged LGAs in Australia





Housing

Current:

Average house price of **$589,000**

House price up **17%** in the past year

Average weekly rent of **$531**

Economy and Industry



$2.35 billion generated in Gross Regional Product (2025)

$8.3 billion in total economic output (2025)

Top industries: **Manufacturing** (28.7%), **Mining** (14.3%), **Electricity/Gas/Water/Waste** (10.6%)

418 businesses operating across the Shire (2025)

Key Health Indicators

Indicator	Collie	WA
High or very high psychological distress	**26.7%**	21.7%
Adult obesity	**46.3%**	37.3%
Current smokers	**21.5%**	13.5%
Alcohol consumption at levels posing long-term risk	**40.5%**	35.5%

Source: *Department of Health WA Health and Wellbeing Profile: Shire of Collie (2026).*



Key Health Findings

The Department of Health profile identified a number of health issues affecting the Collie community.

Mental health and wellbeing

Mental health indicators in Collie are generally higher than the WA average. In 2024, more than one in four adults (26.7%) reported high or very high psychological distress. Rates of anxiety and depression were also higher than the State average.

Healthy weight and physical activity

Obesity remains a significant health concern. Almost half of all adults (46.3%) were classified as obese, compared with 37.3% across Western Australia. Physical inactivity among adults was also higher than the WA average.

Nutrition

Consumption of sugar-sweetened drinks was higher than the WA average among both children and adults. Vegetable intake among children remained low and continued to be an area requiring ongoing health promotion.

Smoking

Smoking rates remain considerably higher than the WA average. In 2024, 21.5% of adults reported being current smokers, compared with 13.5% across Western Australia. Tobacco-related hospitalisations and deaths were also higher than State averages.

Alcohol-related harm

Alcohol use remains a significant contributor to poor health outcomes. Rates of risky alcohol consumption, alcohol-related hospitalisations and alcohol-related deaths were all higher than the WA average.

Injury and road safety

Hospitalisation and death rates associated with transport accidents were significantly higher than State averages, highlighting road safety as an ongoing concern for the community.

Communicable diseases

Rates of most notifiable infectious diseases were lower than the WA average. Continued vaccination promotion and disease prevention activities remain important to maintaining these outcomes.



Implications for Local Public Health Planning

The health profile highlights several areas that require ongoing attention during the life of this Local Public Health Plan, including:

- Mental health and wellbeing.
- Healthy lifestyles, physical activity and nutrition.
- Smoking and vaping prevention.
- Alcohol and other drug-related harm.
- Youth health and wellbeing.
- Injury prevention and road safety.
- Aboriginal health and wellbeing.
- Social and economic factors that influence health and wellbeing.

Collie's Strengths and Challenges

Strengths	Challenges
Natural Environment	Mental Wellbeing
Recreation Trails	Smoking
Recreation Facilities	Obesity
Strong Community	Alcohol Harm
Aboriginal Heritage	Road Trauma



Health Profile and Determinants

What Influences Health?

Health is influenced by a range of social, environmental, cultural and economic factors, as well as individual behaviours and access to services. These factors can affect a person's health, wellbeing and quality of life throughout their lifespan.

Social Determinants

- Employment and income
- Housing affordability
- Education and training
- Social connectedness
- Community safety
- Transport access

Environmental Determinants

- Air quality
- Water quality
- Climate change
- Urban design
- Access to recreation
- Natural environment

Health Behaviours

- Physical activity
- Nutrition
- Tobacco and vaping use
- Alcohol and other drug use
- Mental wellbeing

Access to Services

- Primary healthcare
- Mental health services
- Child health services
- Aged care services
- Allied health services.



Local Public Health Priorities

The Department of Health's Health and Wellbeing Profile, community feedback and local knowledge have informed the priorities identified in this Public Health Plan. These priorities align with the State Public Health Plan 2025–2030 and reflect the health needs of the Collie community.

The Shire's key public health priorities are:

- Equity and inclusion
- Mental health and wellbeing
- Healthy eating and active living
- Smoking, vaping, alcohol and other drug harm
- Youth health and wellbeing
- Injury prevention and community safety
- Climate change, emergency preparedness and community resilience
- Aboriginal health and wellbeing
- Environmental health and public health protection
- Access to health and support services
- Partnerships, evidence and informed decision-making



Emerging Challenges

Issues likely to influence community health and wellbeing over the life of this Plan include:

- Economic transition and workforce change
- Housing affordability and availability
- Cost of living pressures
- Social isolation and loneliness
- Heatwaves and other climate-related impacts
- Vaping among young people

Local Priorities and Action Plan

The Shire's Action Plan gives effect to this Public Health Plan by setting out practical and measurable actions for delivery across the Shire.

Actions are organised under the four pillars adapted from the State Public Health Plan - Promote, Prevent, Protect and Enable and align with the strategic direction of the Shire's Strategic Community Plan.

Two overarching objectives, Aboriginal Health and Wellbeing as well as Equity and Inclusion apply across all actions and are also shown separately to ensure clear visibility across the Action Plan. The actions identified are drawn from existing Shire's strategies, operational plans and business-as-usual activities. This approach supports a coordinated response, reduces duplication, and focuses effort where the Shire can make the greatest impact. Each action identifies the lead service area and relevant supporting strategies and plans and implementation responsibly.

Action Plan

State Objective 1 – PROMOTE:
Foster strong, connected communities and healthier environments

State Priority	Actions	Lead Service Unit(s)	Supporting Strategies and Plans
1.1 Ensure that planning and development of natural and built environments consider and address public health risks.	a. Consider public health outcomes in strategic land use planning and approvals.	Development Services	• Local Planning Strategy • Local Planning Scheme • Asset Management Plans and Strategies • Open Space and Recreation Facilities Strategy (draft) • Infrastructure Plans • Strategic Community Plan • Directorate Operational Plan(s)
	b. Promote walkable, shaded, and connected communities through integrated urban design.	Development Services Operations	
	c. Deliver green neighbourhoods, sustainable landscaping and support river health programs.	Operations Development Services	
	d. Integrate health considerations into the design and renewal of community/sport hubs, play spaces, and sporting facilities.	Development Services Community and Culture Operations	
1.2 Optimise mental health and wellbeing.	a. Partner and support with community organisations to promote mental health campaigns.	Community and Culture	• Disability Access and Inclusion Plan • Strategic Community Plan • Directorate Operational Plan(s)
	b. Advocate for increased access to services that improve mental health and wellbeing.	Community and Culture	
	c. Support inclusive programs and events that build resilience and belonging.	Community and Culture	
	d. Activate community hubs, libraries, and recreation facilities as wellbeing spaces.	Community and Culture	
	e. Provide safe, inclusive public spaces that support positive mental health.	Operations Community and Culture	
	f. Provide workers with access to mental health and wellbeing support through programs such as Mental Health First Aid, resilience training, and the Employee Assistance Program (EAP).	Office of the CEO	
1.3 Improve health literacy by ensuring accessible and appropriate health information is effectively communicated.	a. Support the delivery of local health awareness campaigns in partnership with relevant stakeholders.	Community and Culture Development Services	• Strategic Community Plan • Directorate Operational Plan(s)

State Objective 2 – PREVENT:

Reduce the burden of chronic disease, communicable disease, and injury

State Priority	Actions	Lead Service Unit(s)	Supporting Strategies and Plans
2.1 Reduce use of tobacco, vapes, and related products.	a. Support smoke-free events and places to promote healthy, smoke-free environments.	Development Services	• Strategic Community Plan • Directorate Operational Plan(s)
2.2 Encourage and support healthy eating and active living to halt the rise in obesity.	a. Promote healthy eating at Shire facilities and events.	Community and Culture	• Strategic Community Plan • Directorate Operational Plan(s)
	b. Encourage active living by activating parks, recreation centres, and community hubs.	Community and Culture Operations	
	c. Provide safe, accessible, and inclusive space that encourage everyday physical activity.	Community and Culture Operations	
	d. Participate in and promote Department of Transport and major infrastructure active transport campaigns.	Operations Community and Culture	
2.3 Reduce harm due to alcohol use.	a. Support and promote alcohol-free events, facilities, and public spaces.	Community and Culture Development Services	• Strategic Community Plan • Directorate Operational Plan(s)
2.4 Prevent injuries and promote safer communities.	a. Promote injury prevention through community education, including falls prevention, active living, and community safety campaigns, supported by initiatives such as the Stay on Your Feet program, to improve awareness and support safer, healthier lifestyles.	Community and Culture	• Asset Management Strategy • Risk Management Framework • Infrastructure Plan • Strategic Community Plan • Directorate Operational Plan(s)
	b. Provide safe roads and transport infrastructure.	Operations	
	c. Design and maintain safe play spaces, public infrastructure, and transport networks.	Operations	
	d. Strengthen community safety through CCTV and partnerships with WA Police.	Development Services Corporate Services	
	e. Embed Crime Prevention through Environmental (CPTED) principles in planning and development.	Development Services	
	f. Maintain and implement WHS policies, lone worker safety procedures, and safety, health and wellbeing policies to foster an initiative-taking safety culture across Shire Operations.	Office of the CEO	

State Objective 3 – PROTECT:

Protect against public & environmental health risks, effectively manage emergencies, reduce impacts of disaster, & lessen the health impacts of climate change.

State Priority	Actions	Lead Service Unit(s)	Supporting Strategies and Plans
3.1 Manage the effects of climate change on people's health and reduce the health system's environmental footprint.	a. Support and promote the uptake of sustainable transport options including walking and bike riding.	Community and Culture Operations	• Strategic Community Plan • Directorate Operational Plan(s)
	b. Support actions to reduce the Shire's environmental footprint.	Corporate Services Operations	
3.2 Prevent, monitor and control notifiable infectious diseases.	a. Conduct statutory surveillance and investigations for notifiable diseases and collaborate with Department of Health on outbreak response.	Development Services	• Strategic Community Plan • Directorate Operational Plan(s)
	b. Monitor foodborne illness, vectors, and water quality risks.	Development Services	
3.3 Provide sustainable disaster and emergency management across prevention, preparedness, response, and recovery phases.	a. Embed health and wellbeing support into Local Government Emergency Management Arrangements (LEMAs).	Development Services	• Local Emergency Management Arrangements (LEMAs) • Risk management framework • Directorate Operational Plan(s)
	b. Facilitate training in emergency health response.	Development Services	
	c. Plan for and support the delivery of seasonal preparedness workshops (e.g. bushfire, flood, storm).	Development Services	
	d. Support community resilience awareness campaigns	Development Services	
	e. Ensure disaster recovery includes safe, coordinated debris and waste management to minimise public health risks.	Development Services	
3.4 Reduce harm due to current and future health hazards, including environmental, radiation and biosecurity risks.	a. Deliver public education and conduct investigations on environmental risks, including mould, lead exposure, pests, animals, noise, air quality, litter, illegal dumping, and other environmental nuisances.	Development Services	• Strategic Community Plan • Directorate Operational Plan(s)
	b. Deliver residential waste services including kerbside and drop-off options to support safe and sustainable waste management and reduce environmental health risk.	Operations	
3.5 Enhance pandemic preparedness and response to emerging communicable disease threats.	a. Plan for supply continuity, communications, and remote operations.	Development Services	• Local Emergency Management Arrangements (LEMAs). • Directorate Operational Plan(s)

State Objective 3 – PROTECT:

Protect against public & environmental health risks, effectively manage emergencies, reduce impacts of disaster, & lessen the health impacts of climate change.

State Priority	Actions	Lead Service Unit(s)	Supporting Strategies and Plans
3.6 Ensure access to safe food and water.	a. Register and monitor food businesses through inspections, sampling, and investigation of complaints and outbreaks in accordance with the Food Act 2008.	Development Services	• Strategic Community Plan • Directorate Operational Plan(s)
	b. Provide food safety education and resources to local businesses, community groups, and vendors.	Development Services	
	c. Participate in the Local Health Authorities Analytical Committee (LHAAC) food sampling regime.	Development Services	
	d. Assess development applications and on-site effluent systems, address illegal liquid waste disposal, and liaise with relevant state agencies when required.	Development Services	
	e. Undertake ongoing surveillance program for recreational water bodies which effectively identifies risks through sampling and inspection.	Development Services	



State Objective 4 – ENABLE:

Bolster public health systems and workforce and leverage partnerships to support health and wellbeing.

State Priority	Actions	Lead Service Unit(s)	Supporting Strategies and Plans
4.1 Enhance population health data, collection, management, analysis, and reporting capability.	a. Capture and analyse community complaints, feedback and health trends.	Development Services	• Strategic Community Plan • Directorate Operational Plan(s)
	b. Report into state datasets through statutory regulatory submissions.	Development Services	
	c. Improve internal data systems to strengthen health intelligence.	Corporate Services	
4.2 Foster research and innovation to improve our understanding of, and ability to address, public health issues.	a. Partner with stakeholders to explore the built environment, climate and community services.	Development Services	• Corporate Governance Framework • Directorate Operational Plan(s)
	b. Support ongoing training, upskilling, and mentoring on best practice.	Community and Culture	
4.3 Develop partnerships with key agencies and communities to enable the delivery of public health services.	a. Advocate to strengthen locally based health delivery.	Office of the CEO	• Strategic Community Plan • Directorate Operational Plan(s)
	b. Participate in state and regional public health and wellbeing networks.	Development Services	
	c. Build sustained engagement with community leaders to support equity, participation, and inclusion.	Community and Culture	
4.4 Attract, develop and retain a public health workforce for the future.	a. Support ongoing training, upskilling, and mentoring for environmental health officers and related staff.	Development Services Office of the CEO	• Workforce Plan • Strategic Community Plan • Directorate Operational Plan(s)



OVERARCHING OBJECTIVE: Aboriginal Health and Wellbeing

Improve the health and wellbeing of Aboriginal people in WA through culturally secure services and strong partnerships.

Focus Area	Actions	Lead Service Unit(s)	Supporting Strategies and Plans
5.1 Promote cultural determinants of health by supporting Aboriginal-led initiatives and ensuring culturally secure programs across services.	a. Support community-led health and wellbeing initiatives that are locally based and culturally safe.	Community and Culture	• Strategic Community Plan • Directorate Operational Plan(s)
	b. Work with Aboriginal organisations to support Closing the Gap priorities and targets that local governments can directly influence through culturally safe practice, partnership, inclusion, and access to healthy environments.	Community and Culture Office of the CEO	
5.2 Address racism and strengthen cultural determinants of health for Aboriginal people in WA.	a. Deliver staff training in cultural awareness.	Office of the CEO	• Strategic Community Plan • Directorate Operational Plan(s)
	b. Support Aboriginal pathways in employment, leadership and governance.	Office of the CEO	

OVERARCHING OBJECTIVE: Equity and Inclusion

Improve access to public health services and outcomes for all, regardless of socio-economic or geographic factors.

Focus Area	Actions	Lead Service Unit(s)	Supporting Strategies and Plans
6.1 Empower community groups who are at risk of greater inequities from the impact of social and environmental determinants of health to access health services.	a. Promote and support community-led accessible and inclusive programs.	Community and Culture	• Disability Access Inclusion Plan • Strategic Community Plan • Directorate Operational Plan(s)
	b. Promote inclusive community participation and awareness through recognition of culturally significant days and initiatives that strengthen belonging, respect, and social inclusion across the community.	Community and Culture Office of the CEO	



Monitoring and Evaluation

The Shire will monitor implementation of the Plan and consider whether actions remain relevant and responsive to local needs. Progress will be informed by available health and wellbeing data, partnership activities, emerging public health issues and opportunities, and the delivery of priority actions. The Plan will be reviewed and updated as required in accordance with the Public Health Act 2016 and the Shire's planning and reporting processes.

Progress will be monitored through community engagement and the assessment of available information regarding community participation, environmental health activities, public health initiatives, emergency management actions, and partnerships that support health and wellbeing outcomes. The results of this monitoring process will inform the Shire's strategic planning, as depicted in Figure 2, to ensure ongoing alignment and continuous progress in achievement of 6 objectives.

Elements of Integrated Planning and Reporting Framework

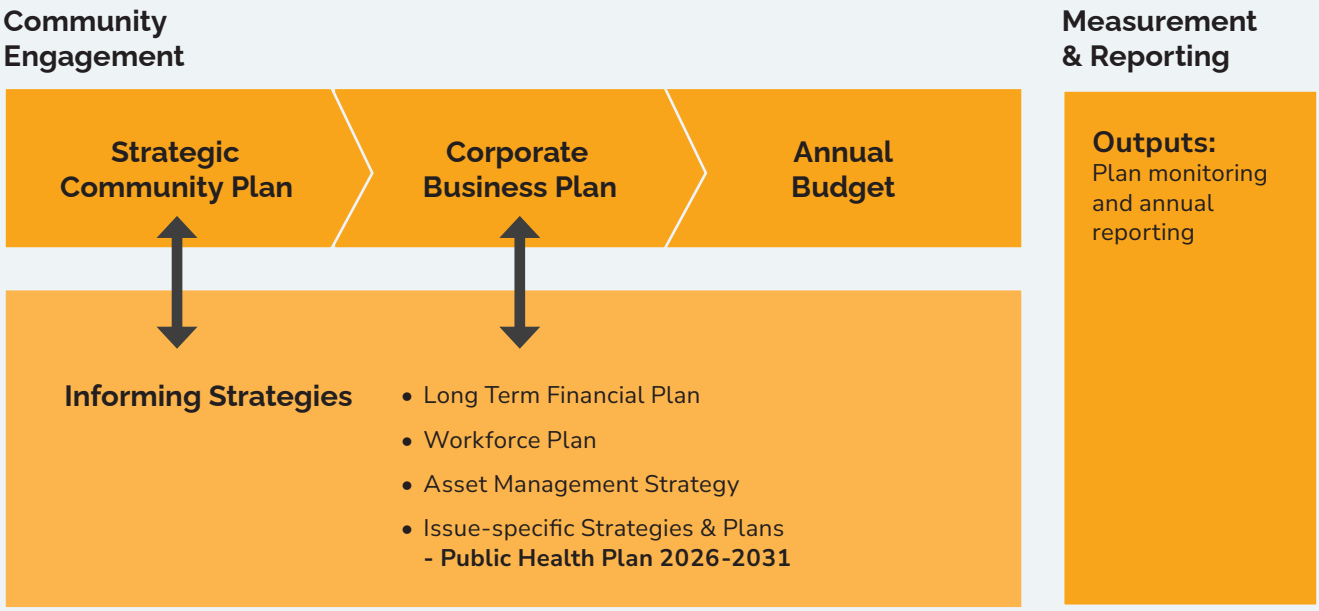

Figure 2 Elements of Integrated Planning and Reporting Framework



Conclusion

This Local Public Health Plan 2026-2031 (Plan) provides provides a framework for protecting, promoting and improving the health and wellbeing of the Collie community over the next five years.

The Plan recognises that health is influenced by social, environmental, cultural and economic factors, and that achieving positive health outcomes requires collaboration across all levels of government, service providers, community organisations and the wider community.

Through the actions outlined in this Plan, the Shire of Collie will work towards a healthy, inclusive, resilient and connected community.



References

1. *Australian Bureau of Statistics (ABS).* 2021 Census of Population and Housing. Australian Bureau of Statistics, Canberra.
2. *Australian Bureau of Statistics (ABS).* Regional Population, 2024. Australian Bureau of Statistics, Canberra.
3. *Department of Health Western Australia.* State Public Health Plan for Western Australia 2025–2030. Government of Western Australia, Perth.
4. *Department of Health Western Australia.* Health and Wellbeing Profile: Shire of Collie (2026). Government of Western Australia, Perth.
5. *Government of Western Australia.* Public Health Act 2016 (WA).
6. *Government of Western Australia.* Guide for Local Government Local Public Health Planning (current version). Department of Health WA.
7. *Shire of Collie.* Strategic Community Plan 2024–2034.
8. *Shire of Collie.* Corporate Business Plan 2022/23- 2026/27 (Revised April 2024).
9. *Shire of Collie.* Disability Access and Inclusion Plan 2025 – 2029.



Shire of
Collie
Explore. Discover. Connect.

87 Throssell Street
Collie WA 6225

t: 9734 9000
e: colshire@collie.wa.gov.au
w: collie.wa.gov.au

13.2.A

2026

Wheatbelt Rail Trail

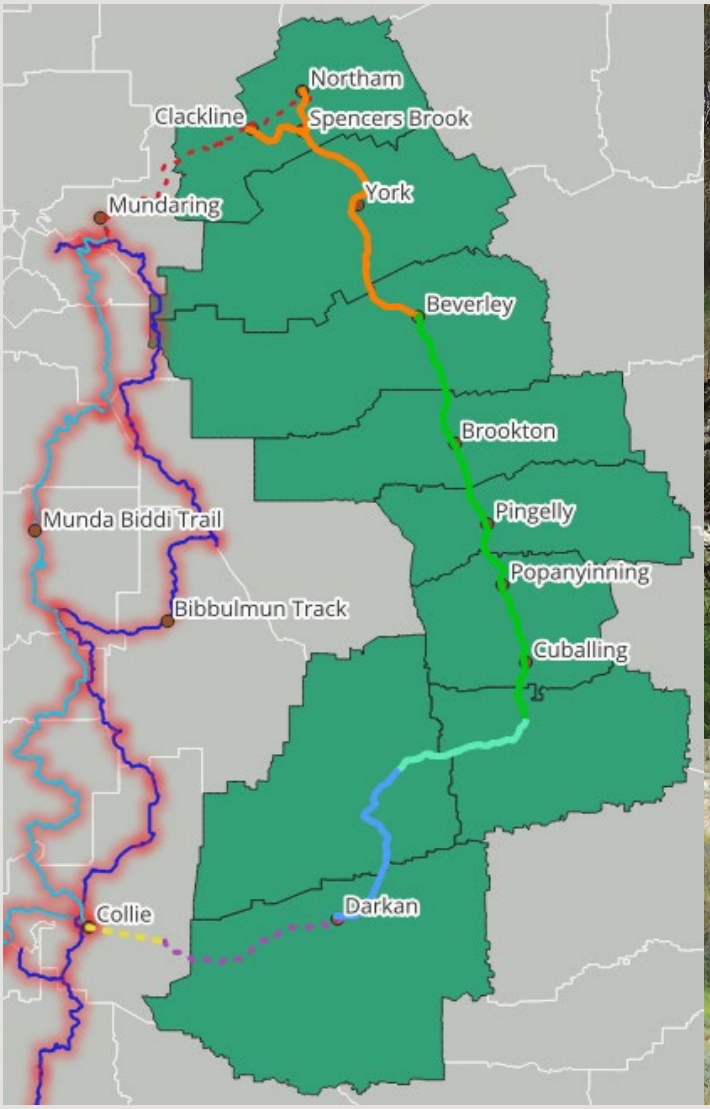







Gemma Bassett

Broadview Consult Pty Ltd.

May 2026

Contents

Report Figures 2
Report Tables 2
Report Version Control 2
1 Executive Summary 3
2 Project Background 5
3 Investment Business Case 5
3.1 Business Case 5
3.2 Funding Case Summary 6
3.3 Strategic Alignment 6
3.3.1 Supporting Strategies 6
3.3.2 Supporting Frameworks and Methodology 7
3.4 Regional Benefits 8
3.5 Metropolitan Benefits 9
3.6 What This Means for Western Australia 9
4 Study comparison 10
4.1 Comparative Summary 10
4.2 Shared study benefits 11
4.3 Risks and constraints 12
4.4 Opportunities for Further Development 13
4.5 Benchmarking and Lessons Learnt 13
4.5.1 Evidence of demand from comparable trails 13
4.5.2 Lessons to Apply in the Wheatbelt Context 14
5 Stage 1 - Beverley to Narrogin 15
6 Estimated Financials 16
6.1 Project Cost – Capital (CAPEX) and Operational (OPEX) 16
6.2 Project Cost Assumptions 17
6.3 Established Trails Annual Revenue 18
7 Stakeholder Summary 19
8 Key Review Findings 20
9 Proposed Next Steps and Timeline 21
9.1 Phase 1 - Establish Foundations and Support 21

Gemma Bassett – Broadview Consult Pty Ltd
Broadviewconsult@outlook.com | 0427 851 894 | ABN 689 567 075

9.2 Phase 2 - Build the Investment Case and Program Pipeline....22
9.3 Phase 3 – Prepare for Delivery....22
9.4 Project Timeline....23
9.5 Phase 4 – Build Commencement....23
10 Conclusion – Why the Project is Worth Doing....24
11 Supporting Documents....25
12 References....25

Report Figures

Figure 1 Wheatbelt Rail Trail - Combined Study Proposal.... 4
Figure 2 Project Timeline....23

Report Tables

Table 1 Cross Study Comparison....10
Table 2 Identified Opportunities for Further Development....13
Table 3 Estimate Project CAPEX, OPEX, ROI (Return on Investment) and Annual Revenue....16
Table 4 Estimate Project Variance based on utilisation of ARC Infrastructure Maintenance Corridors....16
Table 5 Estimated Figures Assumptions....17
Table 6 Estimated Established Trails enhancement with establishing the Wheatbelt Rail Trail....18
Table 7 Project Stakeholders....19
Table 8 Phase 1 Recommended Next Steps....21
Table 9 Phase 2 Recommended Next Steps....22
Table 10 Phase 3 Recommended Next Steps....22
Table 11Phase 4 Recommended Next Steps....23

Report Version Control

Report Name	Version	Date Submitted	Author
Wheatbelt Rail Trail	V0 Draft	23rd March 2026	Gemma Bassett
Wheatbelt Rail Trail	V1 Final	11th April 2026	Gemma Bassett
Wheatbelt Rail Trail	V2 Final	15th May 2026	Gemma Bassett

Gemma Bassett – Broadview Consult Pty Ltd
Broadviewconsult@outlook.com | 0427 851 894 | ABN 689 567 075

1 Executive Summary

This report presents a clear, forward-looking strategy to progress a connected Wheatbelt Rail Trail Network, consolidating the findings of four studies completed across 2008 to 2025, and translating them into a unified investment pathway.

The Vision, 'To create a connected loop trail from and to Perth through the Wheatbelt and South West, delivering regional and metropolitan benefits.'

The evidence across the studies is consistent, the Wheatbelt network represents a high-value, manageable opportunity to create a region defining tourism and active transport asset. The Beverley–Narrogin corridor is identified as the network backbone, proposed Stage 1, connecting the strongest trail towns and enabling staged expansion to Narrogin–Williams, Darkan–Williams, Collie Connection and York-Northam.

The project aligns strongly with multiple State strategies, frameworks and priorities for regional development, active transport, tourism and community wellbeing.

Indicative estimates show Stage 1, Beverley–Narrogin, at approximately $9.5M CAPEX and ~$0.26M OPEX per year. The full connected Wheatbelt Rail Trail, linking to the South West, is estimated at ~ $22.6M CAPEX and ~$.68M annual OPEX. If ARC[1] maintenance trails were accessible, Stage 1 costs may reduce by up to ~$6.8M CAPEX. By adding new regional loops, the Wheatbelt Rail Trail strengthens the Kep Track, Bibbulmun Track and Munda Biddi Trail and boosting visitation. A 10% usage uplift is estimated to deliver ~$6.7M per year.

To progress the project, this report recommends a staged, coordinated approach:

- **Phase 1 Establish Foundations -** Build unified cross-shire support, establish governance and program resourcing, and address early risks. Develop the ARC access case and create a consistent trail brand to position the project for coordinated progress.
- **Phase 2 Build the Investment Case -** Prepare a decision-ready funding package for targeted ministers, advance ARC access through a unified shire position, consolidate risks, and define the long-term network vision. Develop a staged funding pipeline aligned to State processes and investment pathways.
- **Phase 3 Build the Delivery Pipeline -** Coordinate engagement across agencies and partners, progress approvals and corridor access, and sequence delivery. Validate engineering, strengthen the economic case, and define long-term operations and maintenance to prepare for staged construction.

A clear decision is now sought from participating Shires to endorse a unified program approach and governance model, and from the State to support corridor negotiations and establish a funding pathway for staged delivery.

[1] ARC Infrastructure is a private company that leases, manages and operates WA's rail network.

Gemma Bassett – Broadview Consult Pty Ltd
Broadviewconsult@outlook.com | 0427 851 894 | ABN 689 567 075

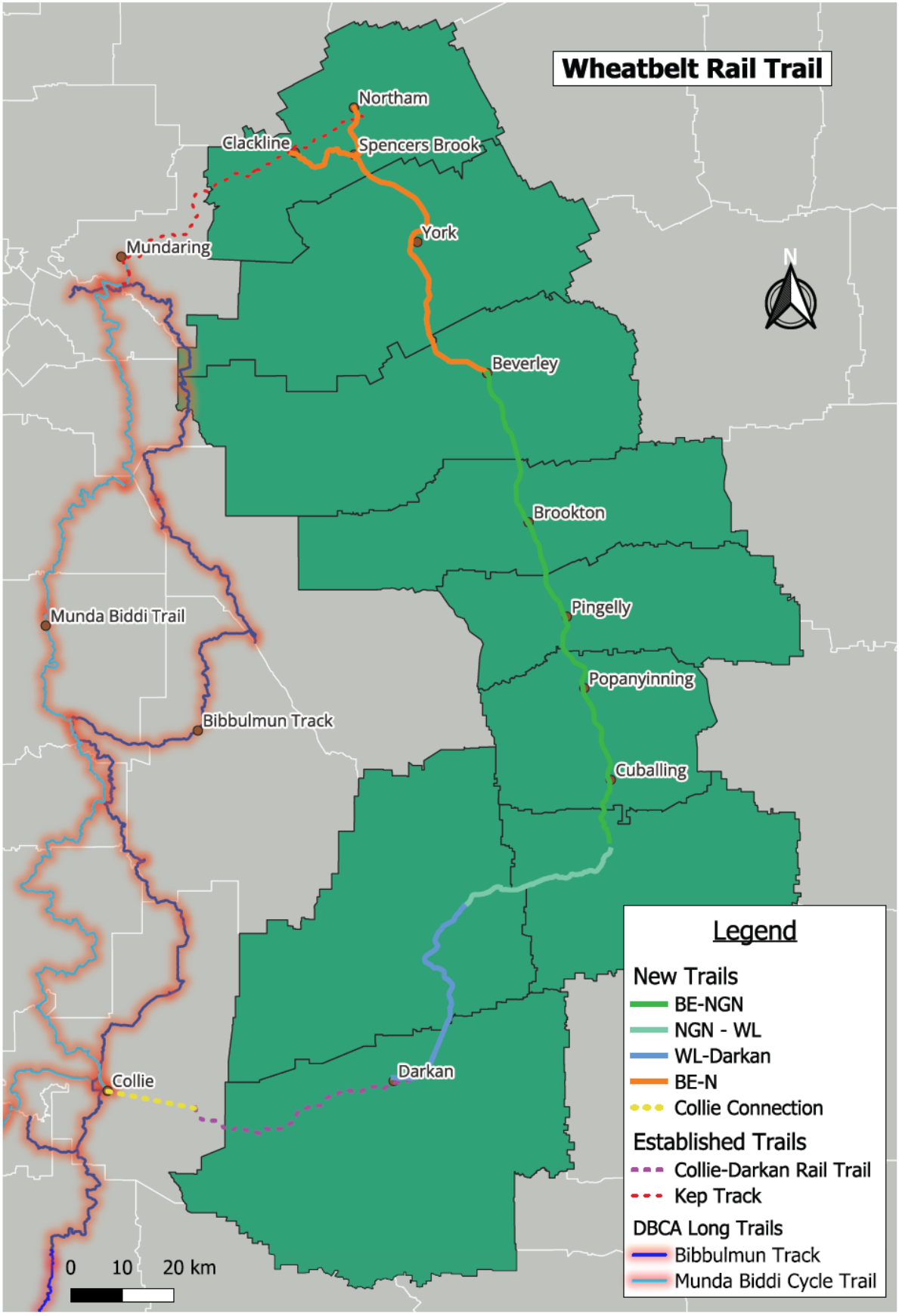

Figure 1 Wheatbelt Rail Trail - Combined Study Proposal

Gemma Bassett – Broadview Consult Pty Ltd
Broadviewconsult@outlook.com | 0427 851 894 | ABN 689 567 075

2 Project Background

This report consolidates three rail-trail studies and one cycling network strategy completed between 2008 and 2025 to provide a unified, evidence-based case for major State Government investment to establish a Wheatbelt Rail Trail Network.

The studies reviewed include:

- **Avon Central Coast 2050 Cycling Strategy** (August 2023)
- **Narrogin–Williams Rail Trail Feasibility Study** (October 2024)
- **Beverley–Narrogin Transport Trail – Strategic Plan (Vol. 1)** (October 2025)
- **Beverley–Narrogin Transport Trail – Feasibility Study (Vol. 2)** (October 2025)
- **Darkan–Williams Rail Trail Feasibility Study** (November 2008)

The analysis identifies common themes, opportunities for development, indicative costs and emerging risks across the studies, with a focus on the Beverley–Narrogin rail-aligned (green) corridor and its role within the broader regional network.

It strengthens the regional development, economic, tourism, health and community benefits of both the Beverley–Narrogin corridor and the wider network, alongside the key constraints and opportunities for progressing cross-shire collaboration.

The report presents a clear, high-level funding case for State Government consideration and outlines the stakeholders required to advance a coordinated, multi-shire trail initiative.

3 Investment Business Case

3.1 Business Case

The Wheatbelt Rail Trail Network presents a significant opportunity to create a region-defining tourism and active-transport asset. By bringing together the findings of four cycling and rail-trail studies (2008–2025), this review demonstrates strong strategic need and clear regional and metropolitan benefits.

The Beverley–Narrogin corridor offers the potential to activate town centres, strengthen regional economies, and position the Wheatbelt as a nationally and internationally competitive cycling destination. The broader network (Avon Region) described across the studies further enhances regional connectivity, community wellbeing, and long-term economic resilience.

This business case establishes the strategic rationale for progressing a coordinated, cross-shire trail initiative that aligns with State priorities for tourism, regional development, active transport and community health.

Gemma Bassett – Broadview Consult Pty Ltd
Broadviewconsult@outlook.com | 0427 851 894 | ABN 689 567 075

3.2 Funding Case Summary

The project presents a compelling case for State investment, offering a high-value, low-risk opportunity to deliver a region-shaping tourism asset with strong metropolitan access and measurable economic uplift across multiple towns.

A staged delivery approach, beginning with the Beverley–Narrogin corridor, provides the fastest, most cost-effective pathway to establishing a connected Wheatbelt Rail Trail network. This stage delivers immediate visibility, strong visitor demand potential, and clear alignment with State strategies for active transport, regional development, and the visitor economy.

The funding case highlights the value for money, the scalability of the network, and the key stakeholders required to advance a coordinated, multi-shire investment program.

3.3 Strategic Alignment

This project aligns strongly with six key State and Regional Strategies for cycling, regional development, health, tourism and destination management. It is further supported by three statewide frameworks, and one state commissioned methodology, that reinforce the value of safe, connected, nature-based regional trail networks.

3.3.1 Supporting Strategies

1. **Department of Transport's Long Term Cycle Network (LTCN)**
   - Delivers a designated Transport Trail linking six towns in Stage 1.
   - Strengthens the Avon Central Coast 2050 Cycling Strategy spine.
   - Provides a safe, accessible long-distance cycling corridor.
2. **Department of Local Government, Sport and Cultural Industries (DLGSC) Strategic Plan 2024–2029**
   - Strongly supports three of the five priorities – Connected communities, Prosperous Industries and Sectors, and Healthy Living:
     - Builds connected communities through shared recreation infrastructure.
     - Stimulates prosperous regional industries and tourism.
     - Promotes healthy living through active recreation.
3. **Department of Creative Industries, Tourism and Sports (CITS) WAVES 2033 – Western Australia Visitor Economy Strategy**
   - Creates a new nature-based hero experience for the Wheatbelt–Avon region.
   - Drives regional dispersal and multi-day visitation.
   - Supports tourism industry capability and new business opportunities.
4. **Wheatbelt Development Commission – Wheatbelt Regional Tourism Development Strategy 2023–2033**
   - Prioritises nature-based tourism, trails, and regional touring routes as key growth drivers.
   - Strengthens regional connectivity, visitor movement, and cross-shire collaboration.
   - Aligns with the region's 10-year goals for experience development, infrastructure investment, and industry capability.

Gemma Bassett – Broadview Consult Pty Ltd
Broadviewconsult@outlook.com | 0427 851 894 | ABN 689 567 075

5. **WestCycle (with DLGSC & Department of Biodiversity, Conservation and Attractions (DBCA)) – WA Mountain Bike Strategy 2022–2032**
   - Supports the development of sustainable off-road cycling infrastructure across WA.
   - Strengthens WA's position as a national and international trail-based tourism destination.
   - Encourages regional trail networks that connect communities and diversify visitor experiences.
   - Aligns with State priorities for trail governance, environmental sustainability, and industry capability.
6. **Regional Development Australia (RDA) Strategic Plan – Wheatbelt 2025–2028**
   - Strengthens regional connectivity, liveability and economic diversification.
   - Supports cross-shire collaboration and region-shaping infrastructure.
   - Aligns with priorities for tourism development, active transport, and community wellbeing.
   - Reinforces the value of projects that enhance amenity, attract workforce, and stimulate local business.

3.3.2 Supporting Frameworks and Methodology

7. **WA Strategic Trails Blueprint 2022–2027 (DBCA & DLGSC)**
   - Provides the statewide vision for safe, connected, multi-day regional trail networks.
   - Reinforces the need for coordinated governance, consistent standards, and region-shaping trail experiences.
8. **More People More Active Outdoors (DLGSC, 2019)**
   - Defines the health, wellbeing, community and economic benefits of accessible outdoor recreation.
   - Supports investment in safe, inclusive, off-road infrastructure such as the Green Route.
9. **Australia's Golden Outback Strategic Plan 2021–2026 (AGO)**
   - Prioritises nature-based tourism, regional dispersal and multi-day touring experiences.
   - Supports cross-shire collaboration and experience development across the Wheatbelt.
10. **DLGSC – Concentric Circles - Guidance for Trails Tourism Close to Perth (2024)**
    - A State-commissioned, evidence-based method for understanding how Perth residents choose trail destinations.
    - Uses travel-time bands, 'concentric circles' to identify where trail investment delivers the strongest visitation uplift.
    - Identifies travel time as the strongest predictor of trail use, particularly for day-trip and short-break markets.

Gemma Bassett – Broadview Consult Pty Ltd
Broadviewconsult@outlook.com | 0427 851 894 | ABN 689 567 075

- Demonstrates that trails located 60–120 minutes from Perth generate the highest tourism and recreation return on investment, such as the Wheatbelt Rail Trails.
- Highlights the importance of regional trail hubs with accommodation, hospitality and visitor services to support uptake.
- Emphasises the need for multi-shire coordination to avoid duplication and create coherent, market-ready trail networks.
- Identifies long-distance, signature experiences (including rail trails) as priority investment categories for attracting new markets.

The recommended staging approach commences with the Beverley–Narrogin **Green Route** because it:

- Delivers the safest, most inclusive off-highway corridor, directly supporting the LTCN, DLGSC recreation priorities, and statewide outdoor activity frameworks.
- Connects the largest cluster of towns, maximising early regional benefit, tourism dispersal and economic uplift.
- Provides the strongest strategic alignment across all State and regional strategies, including tourism, cycling, health, regional development and destination management.
- Establishes the governance, approvals and delivery model required for subsequent corridors, reducing risk and accelerating future stages.
- Aligns directly with the Concentric Circles methodology, sitting squarely within the high-value 60-120 minute Perth travel band and linking the region's most established trail towns, making it the highest-return corridor for early investment.

Further detail is provided in the 'Beverley to Narrogin' section of this report.

3.4 Regional Benefits

The Wheatbelt–Avon Regional Trail Network connects five Shires in Stage 1, and Nine Shires upon project completion. It strengthens regional tourism and small business growth, improves community health through accessible recreation, and supports local employment.

By transforming under-utilised rail corridors into vibrant public spaces and linking town centres via a safe, low-gradient cycling route, the project positions the Wheatbelt as a metro-accessible nature and heritage destination.

Each town can develop short loops, trailheads and local experiences that support daily community use and small business activation, complementing the broader regional tourism uplift.

Beverley, Brookton and Narrogin consistently emerge as the corridor's strongest tourism and service towns. With existing accommodation, hospitality and visitor services, they are natural hubs for early trail activation. Delivering Stage 1 along the Beverley–Narrogin corridor strengthens these towns first, enabling immediate regional spend and supporting small business growth.

Gemma Bassett – Broadview Consult Pty Ltd
Broadviewconsult@outlook.com | 0427 851 894 | ABN 689 567 075

3.5 Metropolitan Benefits

The trail delivers significant metropolitan benefits despite being in regional WA. It is purpose-built for strong Perth uptake, offering a safe, low-gradient, family-friendly cycling and walking experience within easy day-trip reach of the city. It supports physical activity, nature-based recreation, and short-break tourism, while funnelling metropolitan visitation and spending into regional town centres and strengthening WA's portfolio of accessible outdoor experiences. The strong Perth usage of the Mundaring Trails network demonstrates the metropolitan demand for rail-trail and nature-based activities.

This network effectively opens the Wheatbelt and Avon to Perth in a way not previously possible. It creates a safe, inclusive, nature-based corridor where families, older adults, e-bike users, adventure cyclists, schools, and community groups can step into the bush for a day or overnight. It brings the regions closer to the city.

There is also a future opportunity for the proposed network to interface with Perth's Principal Shared Path (PSP) system as a high-quality, off-road metropolitan gateway. This would require separate planning, approvals and funding, and is not dependent on any on-road cycling connections.

The Concentric Circles framework confirms that Perth-accessible trails within 60–120 minutes deliver the highest visitation and participation uplift. The Wheatbelt Rail Trail corridor sits directly within this band, offering a safe, low-gradient, family-friendly experience that is uniquely positioned to attract strong metropolitan day-trip and short-break demand.

3.6 What This Means for Western Australia

A connected Wheatbelt Rail Trail network delivers a high-value, low-risk return for Western Australia, stronger regional economies, increased metropolitan visitation, improved health and wellbeing outcomes, and a region-defining nature-based tourism product aligned with State strategies.

Additionally, it has the ability to position WA as a national leader in accessible, long-distance cycling experiences, with future expansion opportunities.

Gemma Bassett – Broadview Consult Pty Ltd
Broadviewconsult@outlook.com | 0427 851 894 | ABN 689 567 075

4 Study comparison

4.1 Comparative Summary

Table 1 Cross Study Comparison

Study	Shires	Distance (KM)	Scope & Purpose	Core Product
Avon Central Coast 2050 Cycling Strategy (2023)	Beverley York Northam Toodyay Chittering Gingin Dandaragan	~337 (via Road if completely linked)	Regional cycling network plan identifying primary/secondary routes, transport trails, and tourism corridors	Strategic framework for northern connections (Beverley–York–Northam–Toodyay–Perth Hills-Coastal Connections)
Beverley–Narrogin Transport Trail V1Strategic & V2 Feasibility (2025)	Beverley Brookton Pingelly Cuballing Narrogin	~101.1	Long-distance off-road transport trail linking six towns, Green (rail-aligned) + Orange (backroads) routes	Central Wheatbelt spine, major tourism and transport corridor
Narrogin–Williams Rail Trail Feasibility (2024)	Narrogin Williams	~34	Conversion of disused rail corridor into high-quality rail trail	Southern link with strong economic case and short payback period
Darkan–Williams Rail Trail Feasibility (2008)	Williams West Arthur	~47	Conversion of disused rail corridor into rail trail linking Williams to Collie–Darkan network*	Western link completing Collie–Williams–Narrogin loop

*Note Darkan-Collie Trail already exists. This Linkage would essentially expand the current 61.5 km easy (class 2) Trail, composed of Course gravel and compact earth.

In addition to the core corridor studies, two supplementary linkages should be recognised as supporting network connections:

- the Spencers Brook–Clackline spur, referenced in the *Avon Central Coast 2050 Cycling Strategy*, and
- the 'Collie Connection', identified in both the *Collie River Valley Trails Strategy* and the *Bunbury–Wellington 2050 Cycling Strategy*.

Both linkages strengthen the network by improving loop options, enhancing regional ride choices, and supporting overall network coherence. They are referenced here for context rather than full comparative assessment.

Gemma Bassett – Broadview Consult Pty Ltd
Broadviewconsult@outlook.com | 0427 851 894 | ABN 689 567 075

4.2 Shared study benefits

Across all four studies, a consistent set of benefits emerged. The below distils these shared findings into the key themes, evidence and strategic implications relevant to the proposed Wheatbelt Rail Trail network.

1. **Tourism & Visitation**
    - All studies identify strong tourism potential.
    - BE–NGN survey shows 95% of respondents would use the trail.
    - NGN–WL forecasts 7,645 users per year, BE-NGN forecasts a conservative 12,645 users per year

Implication - High-value tourism product with strong metro-accessible demand.

2. **Economic Impact**
    - All studies identify strong economic uplift and increased tourism demand.
    - Economic benefits are quantified in the Estimated Financials section.

Implication - Strong ROI, supports small business, hospitality and accommodation.

3. **Health & Community**
    - Studies emphasise safe, off-road recreation.
    - Suitable for families, older riders and e-bikes.
    - Provides accessible recreation across multiple shires.

Implication - Broad community benefit and improved health and wellbeing.

4. **Regional Development**
    - Studies highlight the importance of cross-shire connectivity and the opportunity to develop the region through strong collaboration.
    - Strong support for town-to-town links and regional cohesion.

Implication - Creates a unified Wheatbelt–Avon regional network.

5. **Environmental & Cultural**
    - Opportunities for Noongar interpretation and cultural storytelling.
    - Supports heritage tourism and nature-based experiences.
    - Encourages environmental stewardship and low-impact recreation.

Implication – Strengthens and builds cultural tourism and environmental values.

Gemma Bassett – Broadview Consult Pty Ltd
Broadviewconsult@outlook.com | 0427 851 894 | ABN 689 567 075

4.3 Risks and constraints

The five key risk categories identified across the studies are:

1. **Corridor and tenure (ARC Infrastructure / PTA[2])**
    - Requires early coordinated corridor negotiations, clear approvals pathway and consistent access policy.
2. **Cost escalation and engineering complexity (including flooding and watercourse crossings)**
    - Favours a single funding program and early engineering validation on high-risk segments, with climate-aware design and staging to avoid scope creep and reactive rebuilds.
3. **Governance and long-term maintenance**
    - Supports a regional governance and maintenance model (whole-of-life planning, consistent design/operations, and dedicated resourcing).
4. **Landholder and community interface**
    - Requires a consistent engagement approach and mitigation measures (fencing/crossings, rules, reporting/enforcement) across shires
5. **Fire and emergency response**
    - Requires early DFES[3] engagement and a funded fire management and emergency response plan so responsibilities do not fall onto overstretched volunteers

These risks are manageable if addressed early through a coordinated corridor access and approvals pathway, targeted engineering validation of high-cost segments, a funded whole-of-life governance and maintenance model, consistent landholder and community engagement, and DFES-led emergency response planning.

[2] Public Transport Authority
[3] Department of Fire and Emergency Services

Gemma Bassett – Broadview Consult Pty Ltd
Broadviewconsult@outlook.com | 0427 851 894 | ABN 689 567 075

4.4 Opportunities for Further Development

The review identified several system-wide and study-specific opportunities to strengthen a Wheatbelt Rail Trail Network and enhance its readiness as a unified, region-wide program. The table below summarises the key development opportunities.

Table 2 Identified Opportunities for Further Development

Opportunity Category	**Cross-study summary**
Governance and delivery model	No defined regional governance or asset-management model for a continuous Wheatbelt–Avon network.
Safety, emergency and risk planning	No assessment of fire risk, climate-driven fire behaviour, or system impacts on WA's volunteer firefighting capacity. ***Emergency response planning is undeveloped.***
Brand, visitor experience and activation	No single Wheatbelt/Avon trail brand, marketing strategy, or visitor-journey design across the network.
Benefits and evaluation	No quantifiable health savings, physical activity uplift, or mental health benefits, benefits are largely qualitative. Believed data does not exist.
Digital infrastructure and data	No digital mapping, wayfinding, or data-collection strategy is defined across the program.
Economic case	No economic modelling of a connected, multi-day Interconnected Wheatbelt Rail Trail, modelling is corridor-specific or absent.
Market analysis	Limited analysis of Perth families, e-bike users, adventure cyclists, price sensitivity or seasonal patterns.
Climate, environment and resilience	Limited design framework for climate resilience, heat mitigation, shade and water access

4.5 Benchmarking and Lessons Learnt

Successful long-distance rail trails such as New Zealand's Great Rides, the Otago Central Rail Trail, the Great Victorian Rail Trail and WA's Wadandi Track demonstrate strong demand for town-to-town riding, clear economic uplift, and the importance of coordinated governance and consistent standards. These precedents confirm the viability and value of the Wheatbelt Rail Trail Network.

4.5.1 Evidence of demand from comparable trails

1. **Town-to-town riding is a proven drawcard**
    - Established networks consistently show that multi-town itineraries and strong trail-to-town interfaces drive overnight stays, higher visitor spend and repeat visitation.

Gemma Bassett – Broadview Consult Pty Ltd
Broadviewconsult@outlook.com | 0427 851 894 | ABN 689 567 075

2. **WA has an existing long-distance trail market**
    - The Bibbulmun Track, Mundaring Network of Trails, including Kep Track, and Munda Biddi confirm strong local and visitor appetite for multi-day trail experiences.
3. **International precedent reinforces the opportunity**
    - New Zealand's Great Rides / NZ Cycle Trail network shows how coordinated governance, consistent standards and destination activation can scale a national trail product and attract significant domestic and international use.
4. **Recent State investment signals policy appetite**
    - The $17.5 million commitment to the Wadandi Track illustrates that long-distance trail infrastructure is already a recognised State priority when governance, staging and narrative are clear.

4.5.2 Lessons to Apply in the Wheatbelt Context

Lessons from other regional trail networks provide clear guidance on how to reduce delivery risk and maximise long-term value in the Wheatbelt. These include:

1. **Prioritise Governance**
    - Successful networks establish a lead entity, clear roles and a maintenance/asset plan before major capital delivery.
2. **Experience investment drives uptake**
    - Wayfinding, shade and water access, rest nodes, interpretation and safe crossings materially influence user satisfaction and repeat use.
3. **Tackle the most complex sections early**
    - Prioritising the highest-risk or most technically challenging segments upfront provides the blueprint for resolving similar issues elsewhere. If these constraints cannot be overcome, it is better to identify this early before investing in lower-complexity sections that cannot ultimately connect.
4. **Brand and Activation**
    - A coherent network identity, events calendar and industry partnerships increase visibility and spend per visitor.
5. **A transport-trail model broadens the market**
    - Compared with adventure-oriented products like the Munda Biddi, the proposed Wheatbelt network offers gentle gradients, town-to-town riding and accessibility for families, older riders and e-bike users. There is current opportunity in the market which an Interconnected Wheatbelt Rail Trail can fulfil.
6. **Cultural interpretation as a core experience layer**
    - The Concentric Circles framework highlights a significant opportunity to embed Aboriginal cultural interpretation into trail experiences. Integrating Noongar language, stories and cultural landscapes into the Wheatbelt Rail Trail network strengthens authenticity, deepens visitor engagement and aligns with State priorities for cultural tourism.

Gemma Bassett – Broadview Consult Pty Ltd
Broadviewconsult@outlook.com | 0427 851 894 | ABN 689 567 075

5 Stage 1 - Beverley to Narrogin

The Beverley–Narrogin studies offer two complementary experiences:

- Green Route - a safe, separated, rail-aligned corridor suitable for families, older adults, e-bike users and walkers,
- Orange Route - a scenic backroads touring experience appealing to gravel riders and bike packers.

The Green Route provides the safest, most inclusive and strategically aligned foundation for Stage 1 and is the basis for this review.

Beverley, Brookton and Narrogin consistently emerge across all studies as the corridor's strongest trail towns, with multiple existing accommodation, hospitality and visitor services. Connecting these towns first delivers the highest early demand, maximises Perth-proximate visitation and establishes a strong foundation for a multi-day regional trail product.

The Beverley–Narrogin Green Route forms the network's spine, converting separate concepts into a connected, metro-accessible town-to-town experience and establishing the governance, design and delivery model for future stages.

It is recommended for Stage 1 because it:

1. **Connects the strongest tourism towns** - enabling early use and immediate regional spend.
2. **Unlocks the wider network -** linking directly to Narrogin–Williams, Darkan–Williams and Collie–Darkan, and interfacing with northern connections through the Avon Central Coast 2050 Cycling Strategy.
3. **Establishes a replicable delivery model** - by resolving the most complex approvals, tenure gaps and engineering challenges early.
4. **Demonstrates strong early demand** - with the largest Perth-proximate catchment and multiple towns suited to overnight itineraries.
5. **Delivers the strongest strategic alignment** - with DLGSC, WAVES 2033, the Long-Term Cycle Network and the Avon Central Coast 2050 Cycling Strategy.
6. **Positions WA as a national leader** - by launching a flagship long-distance transport trail and a credible pathway to a broader Wheatbelt–Avon network.

Stage 1 should commence with the Beverley–Narrogin Green Route. It delivers the network spine, captures early tourism value, resolves the highest-risk constraints first and sets the blueprint for all remaining corridors.

Gemma Bassett – Broadview Consult Pty Ltd
Broadviewconsult@outlook.com | 0427 851 894 | ABN 689 567 075

6 Estimated Financials

6.1 Project Cost – Capital (CAPEX) and Operational (OPEX)

Table 3 Estimate Project CAPEX, OPEX, ROI (Return on Investment) and Annual Revenue

Study	**No. Shires**	**Distance (KM)**	**CAPEX (~$M)**	**OPEX (~$M)**	**ROI**	**Annual Revenue (~$M)**
AVON Central Cost 2050 Cycling Strategy ***Northam – Beverley Only***	3	~70	$ 6.1M	$0.2M	<2.5 yrs	$2.6M
*Beverley-Narrogin Transport Trai**	5	~107.1**	$ 9.5M	$0.26M	<5.5 yrs	$1.8M
Narrogin - Williams Rail Trail	2	~34	$4M	$0.08M	<4 yrs	$1M
Darkan-Williams Rail Trail	2	~47	$1.4M	$0.12M	<2 yrs	$1M
*Collie Connection***	1	~19	$1.7M	$0.05	<2	$1M
Wheatbelt Rail Trail Totals	**10**	**~277km**	**~$22.7M**	**~$.68M**	**<3.5 yrs**	**$7.2M**

* This has been based on the adoption of the Green Route, without access to ARC infrastructure / existing railway maintenance tracks. **Estimated 6km distance for Beverley Trailhead – Caudle Road (separate Project in progress which is costing this section due to additional engineering complexity). **'Collie Connection re-links the established Collie-Darkan trail, for the Trail Head to commence within the Collie Town Centre.

The study indicates that approximately 76% (81 km) of the Beverley–Narrogin Green Route would require full new construction because ARC Infrastructure does not currently permit rail-adjacent access. If ARC were to support access along the entire corridor and existing maintenance tracks could be utilised, Stage 1 capital costs are estimated to reduce by ~$6.8M, primarily by avoiding new earthworks, fencing, drainage reconstruction and road-reserve deviations. Publicly available data indicates that approximately 20 trains per year operate on the Beverley–Narrogin line at an average speed of 42 km/h, indicating low usage.

Table 4 Estimate Project Variance based on utilisation of ARC Infrastructure Maintenance Corridors

Stage 1 Cost Variance BE- NGN Study	**Distance (KM)**	**CAPEX (~$M)**	**OPEX (~$M)**	**ROI**	**Annual Revenue (~$M)**
Beverley-Narrogin Transport Trail ***WITHOUT ARC Infrastructure***	~107.1	$9.5M	$0.26M	<5.5 yrs	$1.8M
Beverley-Narrogin Transport Trail ***WITH ARC Infrastructure***	~107.1	$2.6M	$0.26M	<1.5 yrs	$1.8M
Estimated Variance		**$ 6.8M**	**$ -***	**4 yrs**	**$ -**

*Opportunities to reduce OPEX through shared maintenance track costs, yet to be quantified.

Gemma Bassett – Broadview Consult Pty Ltd
Broadviewconsult@outlook.com | 0427 851 894 | ABN 689 567 075

6.2 Project Cost Assumptions

Not all studies provided cost estimates for CAPEX, OPEX, annual revenue or ROI. Where data was available, these figures have been used and extrapolated across the relevant trail sections. The table below outlines the source or method used for each estimate.

All figures are indicative only, extrapolated from the Beverley–Narrogin Transport Trail Volume 2: Feasibility Study, and assume minimal upgrades to existing ARC track conditions. Further investigation and refinement will be required

Table 5 Estimated Figures Assumptions

Study	**Distance**	**CAPEX**	**OPEX**	**ROI**	**Annual Revenue*** **
AVON Central Cost 2050 Cycling Strategy	Est trail distance BE-N with Rail Trail Alignment*	Est Distance x $87,688 (average km/ CAPEX per BE-NGN*)	Utilise BE-NGN report reference $2465/yr per KM	CAPEX / Annual Revenue	Utilise BE-NGN report reference $254.2/day per visitor est 10,500 – 3x increase due to proximity to Kep Trail & Metro
Beverley-Narrogin Transport Trail	Report	Report plus 6km (uncosted section Caudle Road) calculated with a 15% uplift on 6km, $100840 per km due to engineering complexity**	Report est $2465/yr per KM Gov Maintenance	CAPEX / Annual Revenue	Report
Narrogin - Williams Rail Trail	Report	Report	Utilise BE-NGN report reference $2465/yr per KM	CAPEX / Annual Revenue	Report
Darkan-Williams Rail Trail	Report	Report figure x 1.5 for CPI	Utilise BE-NGN report reference $2465/yr per KM	CAPEX / Annual Revenue	Utilise BE-NGN report reference $254.2/day per visitor est 3500 – consistent with BE-NGN & NGN-WL est. visitor numbers.
*Collie Connection****	Estimated 19km based on WA Trails	Est Distance x $87,688 (average km/ CAPEX per BE-NGN*)	Utilise BE-NGN report reference $2465/yr per KM	CAPEX / Annual Revenue	Utilise BE-NGN report reference $254.2/day per visitor est 3500 – consistent with BE-NGN & NGN-WL est. visitor numbers.

*The Beverley–Northam distance reflects only the direct York–Northam link. If the additional spur from Spencers Brook to Clackline is included (shown in Figure 1), a further 15 km is added, increasing loop options between the established Kep Track and the proposed Wheatbelt Rail Trail.
** The Beverley–Narrogin feasibility study excludes approximately 6 km of alignment, Bevereley Trailhead to Caudle Road. This cost analysis has used the report base 101.1k CAPEX benchmark of $87,688 per/km(costed) and added a 15% uplift of $100.840/km applied only to the 6km previously excluded, to reflect known higher construction complexity. A separate project is currently underway to formally cost this section.
***Annual Revenue is based on overnight stays, no cost estimate on increased revenue from additional employment opportunities such as creation of Trail Tours is included.
****Collie Connection has been included in the cost analysis for context, to reflect the circular loop which would strengthen the network by supporting overall network coherence.

Gemma Bassett – Broadview Consult Pty Ltd
Broadviewconsult@outlook.com | 0427 851 894 | ABN 689 567 075

6.3 Established Trails Annual Revenue

Multiple authoritative sources, including Rail Trails Australia, and the DLGSC Concentric Circles guidance, consistently state that looped or connected routes increase visitor appeal, support higher repeat visitation, strengthen commercial viability, and increase annual revenue generation.

The Table below provides context, a 10% increase in usage across the established Bibbulmun and Mundaring Trails would generate an estimated additional $6.7 million in annual revenue.

Table 6 Estimated Established Trails enhancement with establishing the Wheatbelt Rail Trail

Trail	Distance	Type	Annual Revenue	Annual Revenue WITH Wheatbelt Rail Trails	Variance 10%
Bibbulmun	~1,000KM	Walking	$ 39M	$ 42.9M	$ 3.9M
Mundaring Trails	Various Loops,1-41km	Mixed-Use Network	$ 27.8M	$ 30.6M	$ 2.8M
Totals			**$ 66.8M**	**$ 73.5M**	**$ 6.7M**

Gemma Bassett – Broadview Consult Pty Ltd
Broadviewconsult@outlook.com | 0427 851 894 | ABN 689 567 075

7 Stakeholder Summary

The studies have a broad and diverse stakeholder landscape, with several stakeholders appearing consistently, and others unique to specific corridors, highlighting the need for a coordinated, region-wide approach. Some stakeholders not identified in the studies have been within this review and incorporated below.

Table 7 Project Stakeholders

Stakeholder Category	**Stakeholders Identified Across the Studies**
State Government	PTA (Public Transport Authority), ARC Infrastructure, Department of Transport (DoT), DLGSC, Tourism WA, DBCA (Parks & Wildlife), DFES (not previously engaged, but should be), Main Roads WA
Local Government	Shires of Beverley, Brookton, Pingelly, Cuballing, Narrogin, Williams, Collie, West Arthur, Northam and York.
Traditional Owners	Noongar groups (Ballardong, Wiilman, Gnaala Karla Booja depending on corridor)
Landholders & Industry	Adjacent farmers, pastoralists, freight operators, utilities (Western Power, Water Corp), private property owners
Community & User Groups	Local residents, trail users (walkers, cyclists, e-bike users, schools, sporting clubs)
Tourism & Business	Local tourism associations, visitor centres, accommodation providers, cafes, pubs, retail, regional tourism organisations
Environmental & Heritage	Local Natural Resource Management groups, conservation volunteers, historical societies, river care groups
Emergency Services	Volunteer Bushfire Brigades (not previously engaged, but essential), St John Ambulance, WA Police, DFES (not previously engaged, but essential)
Project Delivery Partners	Consultants, engineers, surveyors, trail builders, community working groups and (recommended) Project Steering Committee

Gemma Bassett – Broadview Consult Pty Ltd
Broadviewconsult@outlook.com | 0427 851 894 | ABN 689 567 075

8 Key Review Findings

The review highlights a consistent set of strategic considerations that shape the case for progressing a connected, cross-shire trail network.

1. **Beverley–Narrogin corridor as the network backbone**
    - The Beverley–Narrogin route emerges as the essential spine of the wider network, with early delivery enabling staged expansion across multiple shires.
2. **High metropolitan demand with strong regional returns**
    - The network is well positioned to attract Perth day-trip and short-break users while directing visitor spend into Wheatbelt towns and services.
3. **Clear alignment with State priorities**
    - The project aligns strongly with multiple State strategies around cycling, tourism, health and community strategies, and presents a future (currently out-of-scope) opportunity to interface with the Perth PSP network.
4. **Cost and delivery complexity concentrated in infrastructure constraints**
    - Major cost drivers include crossings, drainage, fencing, tenure limitations and agency requirements. A staged delivery approach is the most feasible pathway.
5. **Manageable risks with early intervention**
    - Key risks relate to corridor access and tenure, landholder confidence, governance and maintenance responsibilities, and emergency response planning. All are manageable if addressed early.
6. **Progress depends on coordinated leadership and dedicated resourcing**
    - Moving forward requires an agreed governance model and a funded project resource to drive cross-shire collaboration, resolve corridor access and standards, sequence delivery, and prepare a whole-of-network investment case.

Gemma Bassett – Broadview Consult Pty Ltd
Broadviewconsult@outlook.com | 0427 851 894 | ABN 689 567 075

9 Proposed Next Steps and Timeline

To progress the Wheatbelt Regional Trail Network from strategy and feasibility to a fundable, staged delivery program, the following steps are recommended. These actions establish the governance, documentation and evidence base required to secure State and Local Government investment. They are structured into four phases:

1. Phase 1 – Establish Foundations and Support
2. Phase 2 – Build the Investment case and Program Pipeline
3. Phase 3 – Prepare for Delivery
4. Phase 4 – Commence Build

9.1 Phase 1 - Establish Foundations and Support

The recommended next steps have an estimated timeframe of 6-8 months, pending endorsement turnaround.

Table 8 Phase 1 Recommended Next Steps

Action	Purpose / Why It Matters	Key Activities / Detail
Council Endorsement Pack	Build unified cross-shire support and messaging	Prepare councillor-facing brief, align LGAs, confirm shared position
Cross-Shire Governance	Establish leadership and decision-making structure	Confirm lead agency, roles, responsibilities, Operations and Maintenance approach e.g MoU / Project Steering Group
Program Resourcing	Ensure dedicated capacity to drive the program	Secure Program/Project Lead and specialist support
Risk Mitigation Strategy	Address the highest-impact risks early	Agree approach to corridor/tenure, engineering, multi-shire delivery, Orange vs. Green Route
Build ARC Justification Framework	Present clear, evidence-based rationale for access	Comparative visuals, cost logic, shared briefing note/memo.
Establish Trail Brand	Create a unified, professional identity for funding readiness	Develop logo, palette, style guide and sample applications

Gemma Bassett – Broadview Consult Pty Ltd
Broadviewconsult@outlook.com | 0427 851 894 | ABN 689 567 075

9.2 Phase 2 - Build the Investment Case and Program Pipeline

Phase 2 recommended next steps have an estimated timeframe of 6-8 months.

Table 9 Phase 2 Recommended Next Steps

Action	Purpose / Why It Matters	Key Activities / Detail
Ministerial/Treasury Briefing Pack	Build a decision-ready funding case	Strategic alignment, approvals pathway, investment narrative, costs
Elevate ARC Access Request	Build political support for preferred alignment	Ministerial briefing, unified shire position, utilise justification framework
Consolidated Risk Register	Create a single risk management framework	Safety, fire/emergency, landholder interface, mitigation measures
Long-Term Network Vision	Show how the full network connects	Map, narrative, regional interfaces, future PSP opportunity, established trails linkage
Funding Submission Pipeline	Prepare investment-ready proposals	Package staged submissions aligned to State pathways

9.3 Phase 3 – Prepare for Delivery

Phase 3 recommended next steps have an estimated timeframe of 12 months.

Table 10 Phase 3 Recommended Next Steps

Action	Purpose / Why It Matters	Key Activities / Detail
Stakeholder Engagement Plan	Coordinate engagement across all partners	State agencies, TOs, landholders, utilities, user groups, tourism groups
Program Staging Plan	Sequence delivery identification and manage complexity	Quick wins and parallel workstreams for complex segments identified.
Approvals & Corridor Access	Secure access and compliance requirements	ARC/PTA engagement, fencing, crossings, insurance, corridor rules
Engineering Validation	Reduce cost uncertainty and escalation risk	Targeted design on high-cost segments
Economic & Benefits Model	Strengthen the ROI case	Consistent model, sensitivity testing, quantified benefits available
Operations & Maintenance Model	Define long-term responsibilities and costs	OPEX forecast, asset ownership, service standards

Gemma Bassett – Broadview Consult Pty Ltd
Broadviewconsult@outlook.com | 0427 851 894 | ABN 689 567 075

9.4 Project Timeline

Based on the key recommendations and critical tasks, the image below illustrates a plausible project timeline.

Figure 2 Project Timeline



9.5 Phase 4 – Build Commencement

Phase 4 timeframe would be quantified throughout Phases1-3.

Table 11Phase 4 Recommended Next Steps

Action	Purpose / Why It Matters	Key Activities / Detail
Phase 4 – Build Commences	Commence Staged Build	Commence Staged Build – Detail to be clarified through Phase1-3.

Gemma Bassett – Broadview Consult Pty Ltd
Broadviewconsult@outlook.com | 0427 851 894 | ABN 689 567 075

10 Conclusion – Why the Project is Worth Doing

The combined evidence from the strategic and feasibility studies demonstrates that establishing an interconnected Wheatbelt–Avon regional trail network, anchored by the Beverley–Narrogin corridor, directly supports multiple State priorities across transport, tourism, health, regional development and active recreation.

Recent State investment in long-distance trail infrastructure provides a clear precedent and confirms Western Australia's appetite and capability to deliver nationally significant trail assets where governance, staging and strategic alignment are clear.

Delivering the Beverley–Narrogin corridor presents known challenges, including negotiated rail-adjacent access with ARC Infrastructure, resolution of higher-cost watercourse crossings, and coordinated delivery and maintenance across multiple local governments. These risks are well understood and manageable. Indicative estimates place Stage 1 at approximately $9.5 million CAPEX with annual OPEX of around $0.26 million, while the full Wheatbelt Rail Trail network is estimated at approximately $22.7 million CAPEX and $0.68 million per year OPEX. Importantly, access to existing ARC maintenance corridors has the potential to reduce Stage 1 capital costs by up to $6.8 million, significantly improving value for money.

The Beverley–Narrogin corridor provides the essential spine of the wider network. It delivers a safe, low-gradient, town-to-town transport trail linking six communities, captures strong metropolitan day-trip and short-break demand, and establishes the platform for staged expansion across the Wheatbelt–Avon region. It also sets the governance, delivery and operational model required to de-risk and accelerate future corridors.

With early State-led corridor negotiations, disciplined staging, and the governance and resourcing steps outlined in this report, the project is both achievable and strategically positioned to become a region-defining tourism and recreation asset for Western Australia.

This report recommends progressing the Beverley–Narrogin corridor as Stage 1 of the Wheatbelt Rail Trail program, securing participating Shires' endorsement for a unified program approach and governance model, and engaging the State to support corridor negotiations and establish a clear funding pathway for staged delivery.

Gemma Bassett – Broadview Consult Pty Ltd
Broadviewconsult@outlook.com | 0427 851 894 | ABN 689 567 075

11 Supporting Documents

- PDF - Infographic Summarising 'Interconnecting Wheatbelt Rail Trails' Report
- PDF - Wheatbelt Rail Trails **map showing the proposed trail**
- PDF - Wheatbelt Rail Trails **map showing trail, accommodation & food options**

12 References

Trail Reports

Beverley Narrogin Transport Trail Volume 1: Strategic Plan, November 2025, Mike Hailburton Associates, Transplan Pty Ltd.
Beverley Narrogin Transport Trail Volume 2: Feasibility Study, November 2025, Mike Hailburton Associates, Transplan Pty Ltd.
Narrogin Williams Rail Trail, Feasibility Study,October 2024, Mike Hailburton Associates, Transplan Pty Ltd. Narrogin Williams Rail Trail Feasibility Study copy
Darkan – Williams Rail Trail Feasibility Study, November 2008, Transplan Pty Ltd.

Strategic Plans

Wheatbelt Regional Tourism Development Strategy 2023-2033, WHEATBELT-RTDS.pdf
WA Government – DLGSC Strategic Plan 2024-2029, dlgsc-strategic-plan-24-29.pdf
Western Australian Mountain Bike Strategy, Mountain Biking and Off-Road Cycling in Western Australia 2022-2023
Avon Central Coast 2050 Cycling Strategy, Avon Central Coast 2050 Cycling Strategy
Bunbury-Wellington 2050 Cycling Strategy, BUNBURY- WELLINGTON2050CYCLINGSTRATEGY
Long Term Cycle Network (LTCN), Long-term cycle network | Transport WA
Collie River Valley Trails Strategy 2018-2021, Collie-River-Valley-Trails-Strategy-2018-–-2021.pdf
Western Australian Bicycle Network Plan 2014-2031 (WABN Plan) WA Bicycle Network Plan | Transport WA
Tourism WA: Western Australia Visitor Economy Strategy 2033, Tourism WA: Western Australia Visitor Economy Strategy 2033
Western Australia Visitor Economic Strategy 2033, waves2033.pdf

Supporting Data

Trails WA, Collie Darkan Rail Trail - Trails WA - Trails WA
Rail Trails Australia, Collie – Darkan Rail Trail – Rail Trails Australia
Wadandi Track Investment - WA Government commits $17.5m to completing the Wadandi Track – Rail Trails Australia
Rail Trails Australia, Wadandi Track – Rail Trails Australia
O'Halloran, Mary (2016). *The Sustainability of Rural Volunteer Bush Fire Brigades in Western Australia*. Volunteering and Essential Service Delivery in Rural Communities: An Investigation into the Sustainability of Volunteer Bushfire Brigades in Western Australia
O'Halloran, M., & Davies, A. (2020). *A shared risk: volunteer shortages in Australia's rural bushfire brigades*. A shared risk: volunteer shortages in Australia's rural bushfire brigades: Australian Geographer: Vol 51 , No 4 - Get Access
Rail freight: Train count and tonnage, Freight Train Interactive Maps | National Freight Data Hub
Concentric Circles - Guidance for Trails Tourism Close to Perth, perth-trail-concentric-circles-final-24-06-2024-1.pdf
Casino to Eltham, Northern Rivers Rail Trail Business Case, April 2019, d5bcc1584f9c9e24f3bec34f63791893_Casino-to-Eltham-Northern-Rivers-Rail-Trail-Business-Case.pdf

Gemma Bassett – Broadview Consult Pty Ltd
Broadviewconsult@outlook.com | 0427 851 894 | ABN 689 567 075

Shire of Collie

Economic Development and Tourism Strategy

DRAFT



OCTOBER 2026

Foreword

Collie is a place of resilience and hard work, a place of nature and adventure, and a place of beauty and creativity.

This Economic Development and Tourism Strategy aims to capture all sides of Collie to support investment, growth, and prosperity for our Region.

Our economy is in the midst of a major transition away from coal mining and power generation and this Strategy will support the Shire to make strategic decisions informed by engagement with our community and industry experts.



Cr Ian Miffling
Shire President

Acknowledgement of Country

The Shire of Collie acknowledges the Traditional Custodians of the land, the Wiilman and Kaniyang people of the Noongar Nation, and pays our respects to Elders, past and present. We thank them for the contributions they have made to life in the Shire of Collie and to this region.

Artwork: *Untitled*, Jade Dolman, 2020

Contents

Introduction	3
Region Overview	4
A Just Transition	5
Collie Economic and Tourism Profile	6
Engagement Summary	8
Strengths and Challenges	10
Insights and Opportunities	11
Strategic Context	12
Strategy on a Page	15
Key Stakeholders	16
Principles	17
1. Fostering Local Jobs, Business, and Industry	18
2. Building the Economy for our Community	19
3. Investing in Collie's Places and Spaces	20
4. Supporting the Just Transition	21
5. Activating our Visitor Economy	22
6. Encouraging Economic Diversification and Innovation	23
7. Facilitating Housing, Investment, and Infrastructure	24
Implementation Overview	25
Monitoring Progress	26

DRAFT

Introduction

The Shire is well positioned to leverage emerging opportunities in renewable energy, advanced manufacturing, and tourism, while continuing to support local workers and businesses.

Collie's economy is undergoing a WA Government-led transition away from coal mining and energy generation. As a major contributor to our economy, the impacts will be felt across the Region.

The WA Government's Just Transition program commits more than $700 million to support Collie's transition. It will play a central role in shaping Collie's economy and addressing many of the structural challenges associated with economic transition.

While this program will drive major transformation initiatives, it remains important for the Shire to maintain an up-to-date Economic Development and Tourism Strategy that aligns with, supports and complements the Just Transition agenda.

Informed by community and stakeholder engagement, research, and best practice findings, this Strategy establishes the principles, themes, and objectives that will guide economic development and tourism outcomes across the Shire of Collie.

Together with the associated Action Plan, this Strategy consolidates existing priorities and efforts and provides an overarching strategic direction for economic development, tourism, investment, and advocacy.

Vision

Collie – Nature at our doorstep, community at heart.

Shire of Collie Strategic Community Plan 2026–2036

This Strategy provides a clear framework for the actions the Shire can lead, influence, and support. It ensures local efforts contribute to broader transition objectives while advancing broader economic development, community, and visitor economy outcomes.



DRAFT

DRAFT

Region Overview

The Shire of Collie is located in the South West Region of Western Australia, approximately 200 kilometres south of Perth.

The South West Region is the most populous and economically diverse region in WA, home to major towns including Augusta, Margaret River, Busselton, Donnybrook and Bunbury. The region is approximately 66% State Forest, National Parks or regional parks, 25% agricultural or rural land, and 8% industrial or urban development.

Collie is strategically located at the centre of the Capes, Warren Blackwood, Peel and Wheatbelt South regions, and connected North, South, East and West by major highways and arterial and freight routes.



The Shire of Collie

Collie was known as the 'engine room' of Western Australia, with its coal mines and power stations helping to power the State.

Since coal was first discovered in WA in Collie in 1883, mining, power generation and the complementary manufacturing industries have been the cornerstone of our economy and identity.

Our town is steeped in industrial history which has seen over 100 years of industrial transformation and advancement. Now in 2026, we are approaching a new era of opportunity working with the Australian and Western Australian Governments to transition our economy.

Combined with our industrial heritage, Collie is a place of nature and culture. Strong recent investment in art, tourism and adventure activities puts our vast Jarrah, Marri, and Blackbutt forests, abundant lakes, the Collie River system, mural trail and Art Gallery on display as a world-class Trail Town and destination for artistic exploration.

The Region's diverse mix of natural assets, industries, and community clubs and infrastructure such as the Motorplex, Racecourse and sports and recreation facilities provide a strong foundation for a resilient and adaptable economy.

Regional connections

Collie is:

- 2 hours from Perth, or 2 hours 30 minutes from Perth Airport
- 45 minutes from Bunbury and Bunbury Airport
- 1 hour 15 minutes from Busselton and Busselton Margaret River Airport
- 1 hour 45 minutes from Margaret River

DRAFT

DRAFT



A Just Transition

Collie is one of several communities navigating the economic and social impacts of Australia's shift away from coal and emissions-intensive industries towards net zero.

Across Australia, this change is reshaping established energy and industrial regions and increasing the focus on workforce transition, economic diversification, and new industry development. Existing industrial regions offer skilled workforces, suitable land, established supply chains, and infrastructure that can support new industries and investment.

Collie's established industrial and energy base provides a strong foundation for responding to these national directions. The Shire has an opportunity to align with the Federal transition agenda, attract investment and new industries, strengthen workforce pathways, and advocate for continued support as its economy diversifies.

At a State level, the Western Australia Government has announced its intention to declare the Collie State Development Area (SDA), recognising Collie's ongoing importance to Western Australia's economic and energy future. The proposed SDA will encompass the Coolangatta Industrial Estate, Shotts Strategic Industrial Area, and key infrastructure corridors, providing a framework to coordinate industrial development, infrastructure delivery, and investment attraction.

The proposed SDA has the potential to be a critical vehicle for Collie's next phase of economic development. By supporting the activation of investment-ready industrial land, coordinating enabling infrastructure, facilitate industrial clustering, and create the conditions for long-term employment and economic diversification.

This Strategy provides a local framework for building on transition investment and positioning Collie for its longer-term economic future. It supports workforce pathways, economic diversification, new industries and investment, while strengthening local businesses, the visitor economy, and community liveability.

DRAFT

DRAFT

Collie Economic and Tourism Profile



Population (2025)
9,561

Median Age (2024)
45.3
38 (Western Australia)

Output (2025)
$8.3 billion

Gross Regional Product (2025)
$2.4 billion
12.6% of the South West Region

Labour Force Participation Rate (2024)
56.4%

Unemployment Rate (2026)
7%
4.4% (Western Australia)

	COLLIE	SOUTH WEST	WESTERN AUSTRALIA
Population Compound Annual Growth Rate (2015–2025)	0.5%	1.7%	1.8%
Gross Regional Product Compound Annual Growth Rate (2020–2025)	4.1%	1.6%	3.2%
Aboriginal and/or Torres Strait Islander (2021)	4.2%	2.8%	3.4%
Largest Employment Sectors (2025)	Manufacturing (28.7%)	Health Care & Social Assistance (15.7%)	Health Care & Social Assistance (15.4%)
	Mining (14.3%)	Construction (11.0%)	Education & Training (9.1%)
	Electricity, Gas, Water & Waste Services (10.6%)	Retail Trade (10.8%)	Construction (9.0%)
	Construction (8.1%)	Accommodation & Food Services (9.4%)	Retail Trade (8.8%)
	Health Care & Social Assistance (7.4%)	Education & Training (8.8%)	Mining (8.7%)

Australian Bureau of Statistics (ABS), Data by Region, Shire of Collie and Western Australia, 2026
REMPLAN, RDA South West, Economy and Community Profiles, 2026

DRAFT

Collie is increasingly recognised as a tourism destination, offering scenic walking and cycling trails, rivers and lookouts, camping experiences, and coal mining heritage attractions.

Collie's visitor economy is still emerging, having grown through recent investment in infrastructure, attractions and experiences as part of the Region's broader economic diversification. Building on this investment will require continued destination development, promotion and industry support to strengthen Collie's position as a visitor destination and support sustainable tourism growth.

Visitation follows a seasonal pattern, peaking in summer and declining in winter, with Wellington National Park attracting the majority of visitors.

	COLLIE	SOUTH WEST
Annual visitors (2026)	$1.8m ↑ **3.8%** (2025–2026)	$63.3m ↑ **4.0%** (2025–2026)
Visitor spend (2026)	$139.8m ↑ **5.2%** (2025–2026)	$6.1b ↑ **6.55%** (2025–2026)
Accommodation average occupancy (2026)	42.9% ↓ **5.8%** (2025–2026)	56.4% ↑ **8.2%** (2025–2026)
Accommodation average booking window (2026) (How far in advance guests typically book)	41.2 days ↓ **2.46 days** (2025–2026)	57.3 days ↑ **0.24 days** (2025–2026)

Largest source markets

Bunbury, Mandurah, Perth City, Stirling, Manjimup and the Augusta-Margaret River-Busselton area

Tourism investment

More than $40 million committed by the WA Government to tourism infrastructure and initiatives since 2019

Key Attractions



Premier Trail Town

More than 70 trails spanning over 170km of mountain biking, hiking, paddling, horse riding, and 4WD trails



Wellington National Park

- Over 300,000 visitors annually
- Home of the Mega Mural 'Reflections'
- WA's Biggest MTB Trail Network



Strong History

- Rail Heritage Precinct
- Coalfields Museum
- Underground Coal Mine Experience
- Historic Main Street and Buildings



Within the Shire

- Accredited Visitor Centre
- 35 accommodation providers (including short stay)
- 7 nature-based DBCA campgrounds with over 160 campsites
- 8 Water Areas: Wellington Dam, Harris River Dam, Stockton Lake, Lake Kepwari, Black Diamond Lake, Collie River, Minningup Pool
- 45 murals across the Collie Mural Trail
- A-Class Art Gallery
- WA's only Regional Motorplex

Tourism Awards
Bronze Top Tourism Town winner in 2023, 2024, and 2025

Localis FY2025 and FY2026 Visitation, Spend and Category Analysis reports

DRAFT

Engagement Summary

This Strategy was informed by engagement with stakeholders and the community, leveraging a range of mechanisms to capture perspectives from across the Shire.

Engagement included both online and physical opportunities to contribute, including digital and paper surveys, one-on-one discussions, and facilitated in-person and digital workshops.

Engagement highlighted that the community's aspirations centre on a resilient and diversified economy, increased local employment, a stronger visitor economy, a vibrant and liveable town, and the protection of Collie's natural environment and heritage.

Who we engaged with

- Executives and Shire staff
- Key external stakeholders
- General community and youth
- Elected representatives

Mechanisms used

- Workshops
- Roundtables
- Interviews
- Meetings
- Surveys

Survey participants' vision for the future of Collie's economy

A resilient, innovative, and connected Collie where people, business, and nature thrive together.

A vibrant regional destination with a diverse economy.

Continued growth, more job opportunities.

Inclusive, community focused, vibrant, supportive of local businesses and facilities, youth employment opportunities, partnering with local industry.

Resilient, adaptive, diverse – worth it.

An innovative and technological powerhouse, both clean and green.



DRAFT

DRAFT



Survey Responses

The Shire received survey input from close to 250 community members over the the engagement period. A snapshot of our community's priorities include:

LOCAL ECONOMY

What local economy outcomes should the Shire be looking to focus on?

43%	Supporting local businesses
39%	Reputation and brand
39%	Supporting job creation

BUSINESS SUPPORT

What activities would best support local businesses?

63%	Business-friendly processes
42%	Partnerships and collaboration
33%	Local skills and capability

SHIRE ADVOCACY

What activities can the Shire advocate for to best support economic participation for our people and community?

63%	Wellbeing and liveability
46%	Workforce skills and attraction
45%	Housing development

TOURISM & VIBRANCY

What activities would best support tourism and vibrancy?

50%	Events and activations
48%	Infrastructure and amenities
38%	Marketing and promotion

Note. Respondents were asked to select their top priorities. Percentages show the proportion of respondents who selected each option and exceeds 100% as multiple selections were allowed.

Key engagement findings

- Collie's natural environment is consistently identified by the community as one of the Region's greatest strengths, supporting liveability, recreation, tourism, and broader economic development opportunities.
- There is a need to improve the promotion and positioning of Collie to attract residents, visitors, and investment.
- Employment and economic diversification are key community concerns, with increasing job opportunities top of mind.
- Limited housing supply and skilled workforce constraints are impacting business growth, workforce attraction, and investment opportunities.
- Government roles and responsibilities are not consistently understood, with confusion regarding the respective roles of the Shire, State Government, and the Just Transition process.
- There is a need for clear and consistent communication from government, particularly regarding the Just Transition process.

DRAFT

DRAFT

Strengths and Challenges

Collie's existing strengths provide a strong foundation for future economic and tourism development. At the same time, there are challenges that need to be addressed to support continued growth and diversification.

This Strategy builds on Collie's strengths while responding to these challenges through a coordinated range of actions and initiatives.

Strengths

Our established strengths will continue to play a key role in enabling economic development in the Region.

Natural Asset Base
Leveraging natural assets, visitor infrastructure, and distinctive experiences that strengthen destination appeal.

Adventure Tourism Reputation
Building a reputation as an adventure tourism destination, providing strong active and adventure tourism offerings, including biking and walking trails.

Mining and Manufacturing Base
Supporting strong mining and manufacturing industries.

Certificate-level Qualifications
Holding comparatively high levels of Certificate-level qualifications.

Government Backing
Securing government commitment and funding support.

Community and Lifestyle
Fostering strong community and lifestyle offerings.

Industrial Infrastructure
Benefiting from established energy and industrial infrastructure, providing a strong foundation for new industry and investment.

Challenges

Key challenges facing the Region include:

Population
Experiencing slower population growth and a higher median age compared to Western Australia.

Participation Rates
Experiencing lower participation rates compared to Western Australia, with elevated unemployment levels.

Income, Disadvantage and Skills
Addressing lower income levels while ensuring transition benefits and costs are shared fairly across different community groups.

Economic Concentration and Transition
Navigating significant economic change and supporting workers and the community affected by the transition.

Housing and Accommodation
Addressing housing and workforce accommodation pressures.

Visitation and Stewardship
Addressing decreasing visitation numbers between 2021 and 2025 and balancing development with sustainable stewardship.

DRAFT

DRAFT

Insights and Opportunities

Drawing on engagement, research and Collie's identified strengths and challenges, ten key opportunities have emerged for the Region's future economic and tourism development.

These opportunities are addressed across the Strategic Themes and supporting actions, either directly or through broader strategic responses, with some spanning multiple themes.

1. **Diversify the Economy**
   Prioritising economic diversification to build long-term resilience.
2. **Build the Workforce**
   Lifting participation, skills, and higher-level qualifications.
3. **Unlock Housing and Land**
   Supporting housing supply, worker accommodation, and land availability.
4. **Activate Place and Tourism**
   Growing visitation, vibrancy, and town centre activity.
5. **Grow Local Business**
   Supporting local business growth, attraction, and entrepreneurship.
6. **Invest in People and Pathways**
   Strengthening employment, training, and economic opportunities that reduce socio-economic disadvantage.
7. **Clarify the Shire's Role**
   Defining roles, advocacy priorities, and partnerships.
8. **Encourage New Residents**
   Building on positive internal and overseas migration.
9. **Plan for an Ageing Community**
   Responding to an older population while retaining and attracting youth.
10. **Build Trust Through Engagement**
    Strengthening communication, engagement, and reporting to build community awareness and confidence.

DRAFT

Strategic Context

Collie's priorities are strongly connected to the State Government's broader economic, industry and tourism agenda. This alignment provides a strong platform for collaboration, investment and advocacy to support Collie's future growth.

The Strategy brings relevant national, state, regional and local priorities together into a clear direction for economic development and tourism across the Shire. The diagram highlights key State Government policies and their links to the seven Strategic Themes of this Economic Development and Tourism Strategy.



Investing in Collie: Activating industry, jobs and local opportunities (2026)

To accelerate Collie's industry transition, this investment prospectus positions the Collie strategic opportunity in four key sectors:

- Green manufacturing
- Minerals processing
- Industries requiring renewable energy
- Clean energy industries

STRATEGIC THEME LINK



Diversify WA 2024 Update

Diversify WA is the State's economic development framework. It identifies nine priority external-facing sectors for strategic development, as well as sector specific diversification opportunities including:

- Renewable hydrogen (produce and scale)
- Carbon capture, utilisation and storage (CCUS) technology (develop and commercialise)
- Critical minerals (advanced processing)
- Regional tourism destinations (develop and maintain)

STRATEGIC THEME LINK

Strategic Themes

Seven Strategic Themes provide the framework for the Strategy, aligning Collie's economic and tourism priorities with broader government priorities and opportunities.

1. Fostering Local Jobs, Business, and Industry

Supporting local employment and business growth while attracting industries aligned with Collie's evolving economy.

2. Building the Economy for our Community

Creating skills, employment, and participation pathways that enable the community to benefit from economic change.

3. Investing in Collie's Places and Spaces

Enabling Collie's places, facilities, and liveability to attract residents, businesses, visitors, and investment.

DRAFT

DRAFT



Collie's Just Transition Plan 2026-2030

This Plan guides the strategic direction of significant investments to support Collie's transition.

The Plan's four focus areas are:

- Maximising opportunities for affected workers
- Creating industry jobs
- Creating a stronger future
- Preparing for closure

STRATEGIC THEME LINK



Collie Tourism Prospectus 2021

This Prospectus positions Collie as a growing regional hub with a diversifying local economy, with increasing investment in clean energy, mineral processing, manufacturing and agribusiness. It also outlines the growing importance of tourism for the region.

STRATEGIC THEME LINK



Australia's South West Destination Management Plan

This Plan outlines a vision for the broader region, outlining tourism goals, priorities, and initiatives. Key goals and priorities include:

- Rejuvenate existing, and develop new, tourism products and attractions
- Strengthen access to and within the region
- Strengthen industry capacity and capability to support sustainability of tourism across the region

STRATEGIC THEME LINK

4. Supporting the Just Transition

Supporting affected workers, businesses, and the community through a fair and coordinated transition.

5. Activating our Visitor Economy

Building on tourism investment to strengthen Collie's destination appeal, experiences, and visitor economy.

6. Encouraging Economic Diversification and Innovation

Growing new industries and encouraging innovation to build a more diverse and resilient economy.

7. Facilitating Housing, Investment, and Infrastructure

Enabling the housing, land, infrastructure, and investment required to support sustainable economic growth.

DRAFT

DRAFT



DRAFT

Strategy on a Page



State Government Just Transition Plan for Collie

- Employment Maintained
- Business Growth
- Investment Growth
- Increased Quality of Life
- Increased Community Pride
- Population Retention and Growth
- New Housing

Shire of Collie Strategic Community Plan and Council's Strategy Documents

VISION

Collie – Nature at our doorstep, community at heart.

Economic Development and Tourism initiative implementation across the seven themes will contribute to achieving the above Vision and a Just Transition for Collie

STRATEGIC THEMES

1. **Fostering Local Jobs, Business, and Industry**
2. **Building the Economy for our Community**
3. **Investing in Collie's Places and Spaces**
4. **Supporting the Just Transition**
5. **Activating our Visitor Economy**
6. **Encouraging Economic Diversification and Innovation**
7. **Facilitating Housing, Investment, and Infrastructure**

KEY ENABLERS

- **Effective Governance**
- **Community Engagement**
- **Marketing and Branding**

PRINCIPLES

- Pride and Confidence in Collie
- Resilience
- For People and Community
- Valuing our Natural Assets
- Promoting and Advocating for Collie
- Collaboration and Communication

Strengths, Opportunities, Challenges and Constraints

ECONOMIC DEVELOPMENT AND TOURISM STRATEGY

DRAFT

Key Stakeholders

Our economy is made up of a network of stakeholders, collaborators and partners each with their own role in driving economic and tourism outcomes in Collie.

We will work across the breadth of local, regional, state and national stakeholders to support the delivery of this Strategy.



Community

- Community groups
- Sporting and recreation clubs
- Volunteer organisations
- Cultural groups
- Environmental groups
- All other interested community members



Local Businesses

- Collie Chamber of Commerce
- Accommodation providers
- Hospitality providers
- Retail providers
- Professional services
- Business and industry representatives
- Employment and training providers



Local Industry

- Mining operations
- Manufacturing businesses
- Industrial and engineering services
- Energy providers
- Emerging industries
- Major employers



Tourism and Attractions

- Visitor attractions
- Tourism operators
- Tourism marketing organisations
- Visitor servicing providers
- Events and festivals
- Trail and outdoor recreation organisations
- Bunbury Geographe Tourism Partnership



Other Government Entities

- South West Development Commission
- Regional Development Australia South West
- Department of Biodiversity, Conservation and Attractions (DBCA)
- Tourism WA
- Collie Delivery Unit

DRAFT

DRAFT



Principles

Our actions, activities and approach to economic development and tourism are guided by six principles.

They highlight what we value as a Shire and a community, and shape how we make decisions and implement the Strategy.

Pride and Confidence in Collie

We will take pride in our Region, building on our strengths, celebrating our identity, and embracing new opportunities. We will encourage confidence in Collie's future and support those who choose to live, work, visit, and invest here.

Resilience

We will support a strong and adaptable economy that can respond to change and create long-term opportunities. Through diversification, innovation, and investment, we will strengthen Collie's economy and support a thriving future.

For People and Community

We will focus on the liveability of our Region for current and future residents. We will seek to enhance wellbeing, inclusion, and participation while creating opportunities that benefit the community.

Valuing our Natural Assets

We will continue to place high value on the abundance of natural assets Collie holds. We will protect, celebrate, and responsibly activate assets to support liveability, strengthen tourism, and contribute to long-term success.

Promoting and Advocating for Collie

We will continue to promote and advocate for Collie. By championing local opportunities, priorities, and strengths, we will help attract investment, visitors, residents, and partnerships that support the Region's future.

Collaboration and Communication

We will collaborate with the community, businesses, and other governments to progress our economy. Through open communication, transparency, and aligned efforts, we will work towards shared goals and achieve stronger outcomes for Collie.

DRAFT

DRAFT

1. Fostering Local Jobs, Business, and Industry



Local employment, industry, and business are the cornerstones of any economy, and this will be an ongoing focus for Collie. While the Just Transition process will coordinate a suite of major programs to generate new jobs and industry for Collie, the Shire of Collie remains committed to supporting and complementing this critical priority.

Key Objectives

- Support and retain local businesses and industries
- Attract new and diverse businesses and industries
- Facilitate employment opportunities for our community

Key Strategies

1.1	Advocating for the WA and Australian Governments to facilitate the establishment of new industries in Collie as a State Development Area (e.g. wind tower manufacturing) to strengthen local business capability, investment and job creation
1.2	Working with the WA and Australian Governments to advocate for increased incentives and streamlined approvals to retain and attract businesses, and jobs during the Just Transition
1.3	Continuing to engage with local businesses, industry, and the Chamber of Commerce to identify critical issues and opportunities for Collie, and prioritise initiatives and advocacy actions accordingly
1.4	Exploring opportunities to partner with industry and local stakeholders to strengthen local business capability, investment, job creation, and key worker attraction
1.5	Working with local businesses to promote and showcase the capabilities, innovations, and achievements of Collie's business sector

DRAFT

DRAFT

2. Building the Economy for our Community

Collie's community - our people, our families, our workers, our business-owners – are the ultimate builders and beneficiaries of our economy. And through this Strategy, we aim to improve economic opportunities and outcomes for everyone in Collie Shire, empowering participation, expanding our skills and enhancing community wellbeing.

Key Objectives

- Increase community participation in Collie's economy (as workers, entrepreneurs, investors, students, advocates, etc)
- Support and advocate for improved economic outcomes for our community
- Reduce economic disadvantage and inequalities

Key Strategies

2.1 Working with the Australian and WA Governments, and community and social service stakeholders to identify and address barriers to local economic participation, including high relative socio-economic disadvantage, unemployment, and under employment and prioritise opportunities for advocacy, support and intervention

2.2 Promoting existing local education and skills-development pathways to build local capabilities, and facilitate or advocate for new pathways and funding where gaps exist

2.3 Improving the collection and provision of tourism and economic development data to support Shire advocacy, planning, investment, decision-making and project delivery

2.4 Collaborating with the WA Government and industry to promote and position Collie as an attractive location for business investment and diverse employment pathways



DRAFT

DRAFT

3. Investing in Collie's Places and Spaces

Collie Shire is already a great place to live, work, and visit, renowned for our people, towns, heritage, amenity, and natural assets. Retaining and building on these strengths will be a key pillar of this Strategy, enabled by ongoing investment in Collie Shire itself as an attractive and productive foundation of our economy.

Key Objectives

- Improve beautification of Collie's public places, town centre and infrastructure
- Preserve and enhance our natural and physical environment
- Position Collie as a destination for business, visitors, lifestyle, and investment

Key Strategies

3.1 Exploring opportunities to progress a masterplan of Collie townsite that supports tourism and economic development outcomes

3.2 Coordinating a program of activities and advocacy actions that identify and evaluate high-value activation, beautification, accessibility, tourism and liveability projects and infrastructure for community members of all ages

3.3 Attracting funding and community benefit partnerships to help create vibrant, attractive and active places that encourage visitation, investment and community connection, and highlight and promote our natural environment

3.4 Improving our understanding of Collie's retail and service sector to diversify our offering and support local investment



DRAFT

DRAFT

4. Supporting the Just Transition

Collie has bright economic prospects ahead, but also an array of immediate challenges, which the Just Transition will be directly addressing. While the Just Transition is a separate process in its own right, this Strategy reaffirms the Shire of Collie's commitment to supporting a fair and effective economic transition for our community.

Key Objectives

- Facilitate timely, and effective outcomes from Just Transition investments
- Improve the monitoring and reporting of Just Transition activities and impacts
- Enhance community awareness of the Shire's role and actions to support Just Transition

Key Strategies

4.1 Continuing to represent the Shire and our community in the Just Transition committees and working groups, including participation in relevant local government-related programs and projects

4.2 Advocating for Collie's priorities, and sustainable and positive Just Transition outcomes through strategic engagement with government, industry and key stakeholders

4.3 Championing direct and regular Just Transition communications with the community including through Shire channels on its actions and role to support Just Transition

4.4 Monitoring key economic and tourism data to support advocacy and engagement on Just Transition achievements, milestones and outcomes for the Collie community



DRAFT

DRAFT

5. Activating our Visitor Economy



The visitor economy is one of Collie's strongest levers for diversifying beyond coal: it brings new spending into town, supports local jobs and small business, and lifts liveability for residents.

Collie already has the foundations, from Trail Town status, remarkable lakes, Wellington National Park, industrial heritage and a growing events calendar. This pillar focuses on converting that offer into more visitors who stay longer, spend more and come back year-round, guided by better data and stronger partnerships.

Importantly, it recognises the direct relationships between product, experience and events development and business growth; advocacy for signature assets and investment attraction; and improved amenity and wayfinding to improve liveability for the Collie community.

Key Objectives

- Grow visitor value: Increase visitation, length of stay and spend per visitor
- Build a distinctive destination brand: Lift awareness of Collie as an adventure, nature and heritage destination
- Diversify and strengthen the visitor economy: Events and year-round reasons to visit
- Protect and leverage signature assets: Retain Trail Town status and secure investment in priority assets

Key Strategies

5.1	Collaborating with Government and industry stakeholders to enhance promotion of Collie and optimise destination marketing initiatives for priority markets and events
5.2	Enhancing how visitors find, navigate and experience Collie through digital and physical mechanisms to strengthen destination awareness and visitor experience.
5.3	Identifying and investigating high-value additions to Collie's visitor attractions, in collaboration with stakeholders to prioritise and advocate for and support funding and investment opportunities
5.4	Strengthening local, regional and state-wide partnerships and networks to connect industry needs with destination development, branding, capability building and regional tourism opportunities

DRAFT

DRAFT

6. Encouraging Economic Diversification and Innovation



Change and dynamism are intrinsic economic qualities, bringing both opportunity and risk. Collie will continue to face local and global economic transformations and disruptions; encouraging economic diversification and innovation will help Collie build a stronger and more resilient economy.

Key Objectives

- Support the diversification of Collie's business and industry base
- Improve technology adoption and innovation activity
- Enable emerging industries and economic opportunities to establish and grow

Key Strategies

6.1	Working with local partners to identify key barriers and enablers of economic diversification in Collie, and prioritise ongoing action and advocacy
6.2	Promoting initiatives that seek to facilitate local participation in business innovation, incubation, and acceleration programs
6.3	Connecting Collie's young people with the industries, skills and technologies shaping its future economy
6.4	Positioning Collie as an ideal location for innovative research, government programs, economic activity, and large-scale projects
6.5	Leveraging Collie's arts and cultural strengths to grow creative enterprise, strengthen the visitor economy and enhance Collie's identity

DRAFT

DRAFT

7. Facilitating Housing, Investment, and Infrastructure



To build Collie's future economy, we need to continue attracting key economic inputs and enablers – population, housing, capital, and infrastructure. This Strategy aims to facilitate an ongoing flow of investment into Collie's economy, providing sure foundations for future growth and prosperity.

Key Objectives

- Increase our population over time
- Enhance land and housing options for current and future residents
- Increase investment in Collie and major infrastructure (both private and public)

Key Strategies

7.1 Promoting Collie as a great place to live – for lifestyle, for local and/or remote work, for recreation, for business, for family, for location, and for economic connections

7.2 Reviewing and maintaining the Shire's planning framework to create and enable an environment for resident, commercial and industrial land and development

7.3 Supporting strategic infrastructure planning, investment and funding that enables Collie's economic growth and development including through transport connections

7.4 Understanding, prioritising, and advocating for key activities, investments and funding pathways to improve Collie's housing supply supported by enabling infrastructure

DRAFT

DRAFT

Implementation Overview

This Economic Development and Tourism Strategy sets out the long-term vision and strategic direction for Collie. The Shire is committed to supporting community wellbeing by strengthening Collie's economy.

To deliver this Strategy, the Shire will take on several roles, including those of a provider, collaborator, advocator, leader, and supporter of the community.

The Shire's functions

- **Provider**
  The Shire is responsible for the delivery of the initiative.
- **Collaborator**
  The Shire works with the identified stakeholders to deliver shared initiatives and outcomes. The Shire may co-deliver or partner with one or more stakeholders.
- **Advocate**
  The Council and Shire represent community interests and lobby for investment, services, infrastructure or support.
- **Leader**
  The Council and Shire provide strategic direction and leadership to guide the initiatives that shape the Region's future.
- **Supporter**
  The Shire seeks to enable and contribute to the initiative, however, it is not the lead agency or provider of the initiative.

DRAFT

DRAFT

Monitoring Progress

THEME	KEY OBJECTIVES	PERFORMANCE INDICATOR
1. Fostering Local Jobs, Business, and Industry	• Support and retain local businesses and industries • Attract new and diverse businesses and industries • Facilitate employment opportunities for our community	• Number of local businesses • Local employment and unemployment
2. Building the Economy for our Community	• Increase community participation in Collie's economy (as workers, entrepreneurs, investors, students, advocates, etc) • Support and advocate for improved economic outcomes for our community • Reduce economic disadvantage and inequalities	• Labour force participation • Relative socio-economic disadvantage
3. Investing in Collie Places and Spaces	• Improve beautification of Collie's public places, town centre and infrastructure • Preserve and enhance our natural and physical environment • Position Collie as a destination for business, visitors, lifestyle, and investment	• Delivery of priority places, amenity, and environmental improvements
4. Supporting the Just Transition	• Facilitate timely, and effective outcomes from Just Transition investments • Improve the monitoring and reporting of the Just Transition activities and impacts • Enhance community awareness of the Shire's role and actions to support Just Transition	• Delivery of Just Transition initiatives and investment • Community awareness of the Shire's role in the Just Transition
5. Activating our Visitor Economy	• Grow visitor value: Increase visitation, length of stay and spend per visitor • Build a distinctive destination brand: Lift awareness of Collie as an adventure, nature and heritage destination • Diversify and strengthen the visitor economy: Events and year-round reasons to visit • Protect and leverage signature assets: Retain Trail Town status and secure investment in priority assets	• Visitor numbers; overnight share; average nights and spend per trip • Website and social reach and engagement against industry benchmarks • Number of bookable products and ATDW listings; events held; off-peak visitation • Trail Town status retained; external funding secured for priority assets
6. Encouraging Economic Diversification and Innovation	• Support the diversification of Collie's business and industry base • Improve technology adoption and innovation activity • Enable emerging industries and economic opportunities to establish and grow	• Employment by industry • New industries and innovation activity
7. Facilitating Housing, Investment, and Infrastructure	• Increase our population over time • Enhance land and housing options for current and future residents • Increase investment in Collie and major infrastructure (both private and public)	• Population growth • Housing and land supply • Major investment and infrastructure

DRAFT

DRAFT


Darwin
NORTHERN TERRITORY
QUEENSLAND
WESTERN AUSTRALIA
Brisbane
SOUTH AUSTRALIA
NEW SOUTH WALES
Perth
Collie
Adelaide
Sydney
Canberra
VICTORIA
Melbourne
TASMANIA
Hobart
SOUTH WEST WESTERN AUSTRALIA
Perth
Bunbury
Collie
Margaret River
Albany
DRAFT

DRAFT

DRAFT

Shire of Collie

Explore. Discover. Connect.

87 Throssell Street
Collie WA 6225

t: 9734 9000
e: colshire@collie.wa.gov.au

collie.wa.gov.au

DRAFT

Shire of Collie

Economic Development and Tourism Strategy

Action Plan

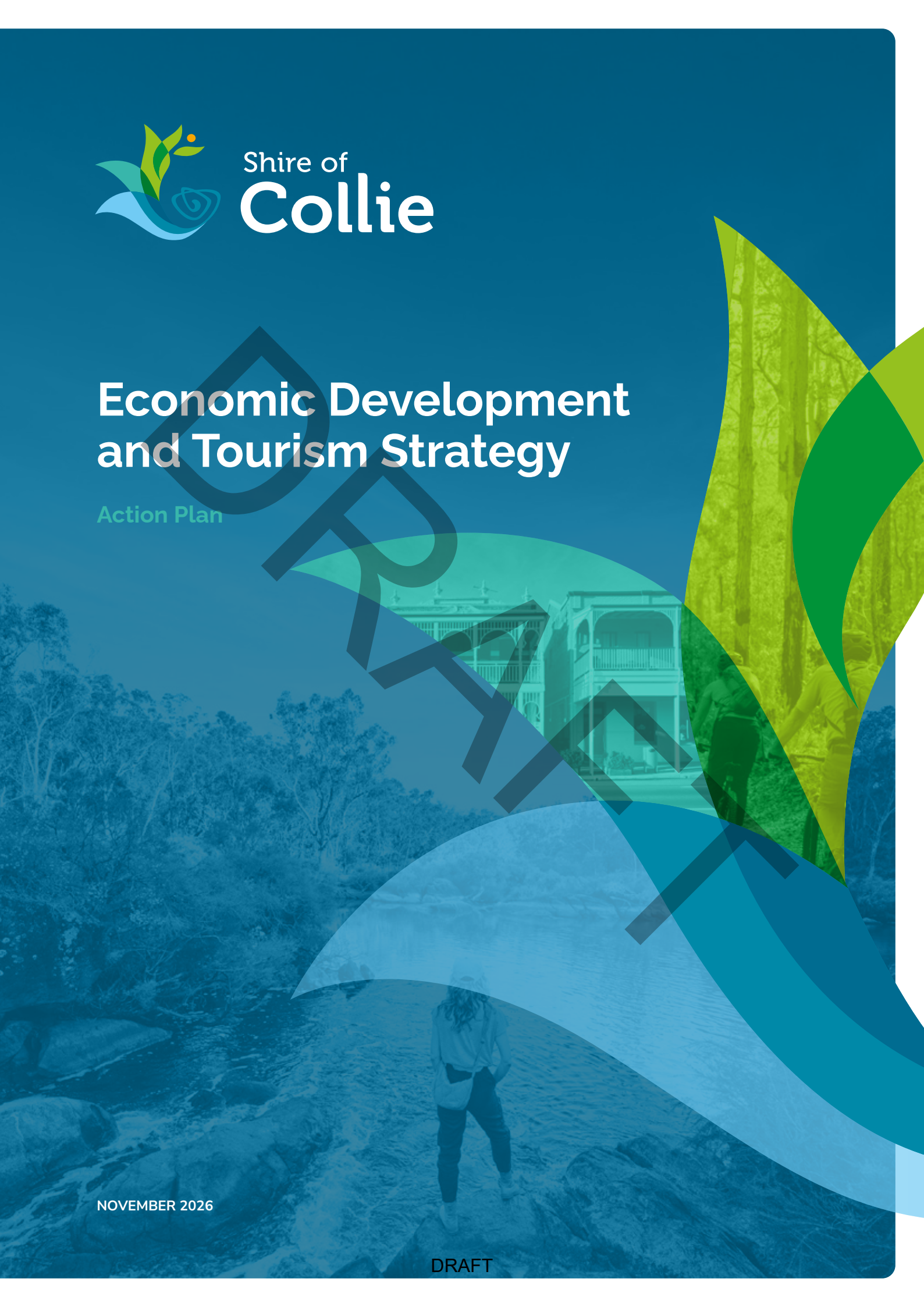

DRAFT

NOVEMBER 2026

DRAFT

Economic Development & Tourism Strategy Action Plan

The Shire of Collie have endorsed the delivery of the Shire's first Economic Development and Tourism Strategy to direct and guide activity that the Shire can provide, lead, support, advocate for, or collaborate on that will enhance economic development and tourism outcomes.

This Action Plan translates the Strategy into a clear program for implementation. It provides the Shire with a clear course of action immediately and over the next 5-years.

Themes

The Action Plan is structured around the Strategy's seven themes:

1. Fostering Local Jobs, Business, and Industry
2. Building the Economy for our Community
3. Investing in Collie Places and Spaces
4. Supporting the Just Transition
5. Supporting our Visitor Economy
6. Encouraging Economic Diversification and Innovation
7. Facilitating Housing, Investment, and Infrastructure

The actions are aligned to the key strategies within the Economic Development and Tourism Strategy, with action status, budget, timeline, and the Shire's role outlined to support coordinated delivery and ongoing monitoring.

The Shire's Role

The Shire is one of stakeholders playing a role in Collie's economy. In delivering on this Strategy and Action Plan, the Shire may take any of the following roles:

- **Provider**
  The Shire if responsible for the delivery of the initiative.
- **Collaborator**
  The Shire works with the identified stakeholders to deliver shared initiatives and outcomes. The Shire may co-deliver or partner with one or more stakeholders.
- **Advocator**
  The Council and Shire represent community interests and lobby for investment, services, infrastructure, or support.
- **Leader**
  The Council and Shire provide strategic direction and leadership to guide the initiatives that shape the Region's future.
- **Supporter**
  The Shire seeks to enable and contribute to the initiative; however, it is not the lead agency or provider of the initiative.

Funded and Not Funded Actions

Our Action Plan includes both funded and unfunded actions. It aims to communicate to our community and stakeholders the work we will be undertaking as a matter of priority, and the activities we are working to prioritise through various funding models. Each theme in this Action Plan therefore includes:

- **Priority Actions:** Funded – the actions that are already funded and we will be working to deliver in line with our role
- **Indicative Future Actions:** Currently Unfunded and Subject to Further Investigation and Identification of Resourcing – Delivery of these actions, in line with our role, will be subject to available Shire resources, partnership funding, government or industry investment, and other funding opportunities

Actions identified as S32 Funded have confirmed funding through the South32 Social Investment Agreement to support their delivery during the Action Plan period.

DRAFT

DRAFT

Enabling Economic Development and Tourism Actions

These enabling actions provide the foundations for implementation across the Strategy, helping Collie respond to new opportunities, attract support and investment, and maintain momentum towards a stronger and more diverse economy.

ACTION	DESCRIPTION	STATUS	BUDGET	TIMELINE	SHIRE'S ROLE
Funding for Economic Development and Tourism Initiatives	Negotiate a new partnership agreement with South32/Alcoa for Economic Development and Tourism initiatives beyond 30 June 2028.	Active	S32 Funded	Immediate	Provider
Economic Development & Tourism Strategy Implementation	Deliver the Economic Development & Tourism Strategy and action plan.	Active	S32 Funded	Immediate	Provider
Council Tourism & Economic Development (TED) Committee	Provide support for the TED Committee meetings, agendas and minutes.	Active	Within existing resources	Quarterly	Provider
Strategic Stakeholder Collaboration	Maintain relationships with key government, industry, and regional partners.	Active	Within existing resources	Ongoing	Collaborator
Annual EDTS Review & Reporting	Bi-annual reporting to Council through the TED Committee with an annual review of the EDTS Action Plan to ensure actions remain relevant, achievable and are funded.	Active	Within existing resources	Annual	Provider
EDTS Communications	Promote approved and funded initiatives.	Active	Within existing resources	Ongoing	Provider
Collie Place Marketing & Positioning Plan	Investigate options to market economic development and tourism initiatives that are within the Shire's capacity to fund or contribute too.	Proposed	Not Funded	2-5 Years	Provider
Grant Funding & Business Case Development	Monitor funding opportunities for EDTS priorities and projects, and where resourcing permits, develop recommendations.	Proposed	Not Funded	2-5 Years	Provider

DRAFT

Indicative Future Actions: Currently unfunded and subject to further investigation and identification of resourcing

DRAFT

1. Fostering Local Jobs, Business, and Industry

Local employment, industry, and business are the cornerstones of any economy, and this will be an ongoing focus for Collie. While the Just Transition process will coordinate a suite of major programs to generate new jobs and industry for Collie, the Shire of Collie remains committed to supporting and complementing this critical priority.

ACTION		DESCRIPTION	STATUS	BUDGET	TIMELINE	SHIRE'S ROLE
1.1	**Local Procurement and Supply Chain Development**	Collaborate with industry, government, and the CCCI to increase local business participation in procurement opportunities through supplier development, tender readiness, pre-qualification support, and procurement forums.	Planned	S32 Funded	0-2 Years	Collaborator
1.2	**Transition Incentive Advocacy**	Advocate to State and Federal Governments to further investment and incentives that support economic diversification during the transition.	Active	Within existing resources	0-2 Years	Advocator
1.3	**SmartyGrants Application and Acquittal Workshops**	Partner with South32 to assess and implement SmartyGrants to streamline grant administration, improve governance, and support applicant success and acquittal processes.	Active	S32 Funded	0-2 Years	Provider
1.4	**Home-Based Business and Digital Growth Support**	Investigate options to provide tailored resources, training and digital economy programs to help home-based and micro-businesses establish, grow, and improve their online capability.	Proposed	S32 Funded *(not confirmed)*	0-2 Years	Collaborator
1.1	State Development Area (SDA) Advocacy and Direction	Engage with the WA Government to expedite and communicate Collie's priorities for the SDA declaration.	Proposed	Not Funded	0-2 Years	Advocator
1.1	State Development Area (SDA) Advocacy and Direction	Request that the WA Government develop an SDA Positioning Paper which unpacks the precedent, benefits, risks, and opportunities of an SDA in Collie .	Proposed	Not Funded	0-2 Years	Leader
1.3	Business Support Enhancement	Research and identify in partnership with the CCCI business support programs that respond to local industry needs.	Proposed	Not Funded	2-5 Years	Supporter
1.4	Education-to-Employment Pathways	Advocate the promotion and enhance connections between education, training, and employment opportunities, addressing gaps that support local workforce needs.	Proposed	Not Funded	2-5 Years	Advocator
1.5	Business Showcase and Networking	Explore options to facilitate opportunities for local businesses, entrepreneurs and home-based operators to promote their products and services, build networks and access new markets.	Proposed	Not Funded	2-5 Years	Collaborator

Indicative Future Actions: Currently unfunded and subject to further investigation and identification of resourcing

DRAFT

DRAFT

2. Building the Economy for our Community

Collie's community - our people, our families, our workers, our business-owners – are the ultimate builders and beneficiaries of our economy. And through this Strategy, we aim to improve economic opportunities and outcomes for everyone in Collie Shire, empowering participation, expanding our skills and enhancing community wellbeing.

ACTION		DESCRIPTION	STATUS	BUDGET	TIMELINE	SHIRE'S ROLE
2.1	Economic Participation and Inclusion Support	Through the Shire's Public Health Plan, collaborate to improve community participation, health and wellbeing outcomes.	Active	Within existing resources	0-2 Years	Collaborator
2.1	Advocate for Equitable Transition Outcomes	Advocate through the Just Transition process for initiatives, programs and investment that address socio-economic disadvantage and improve community wellbeing.	Active	Within existing resources	0-2 Years	Advocator
2.2	Knowledge Economy Working Group	Investigate interest in establishing a working group to strengthen connections between education, industry, government, and training providers and identify opportunities to grow local skills and knowledge-based industries.	Proposed	Not Funded	2-5 Years	Supporter
2.2	Expand Tertiary Education Pathways	Explore opportunities to increase access to tertiary education, higher learning, and professional development pathways within Collie through the Knowledge Economy Working Group (if established).	Proposed	Not Funded	2-5 Years	Supporter
2.3	Data Set – Economic Performance	Develop and maintain a core set of economic data and bi-annually report on trends as they relate to EDTS.	Proposed	Not Funded	2-5 Years	Provider
2.4	Activate Local Co-Working Spaces	Collaborate in promoting and increasing awareness of existing co-working spaces.	Proposed	Not Funded	2-5 Years	Collaborator
2.4	Business Attraction and Investment Promotion	Develop investment prospectus that position Collie as an attractive location for business establishment, expansion, and investment. Actively promote opportunities through industry events, investment forums, and stakeholder engagement.	Proposed	Not Funded	2-5 Years	Provider

DRAFT

Indicative Future Actions: Currently unfunded and subject to further investigation and identification of resourcing

DRAFT

3. Investing in Collie's Places and Spaces

Collie Shire is already a great place to live, work, and visit, renowned for our people, towns, heritage, amenity, and natural assets. Retaining and building on these strengths will be a key pillar of this Strategy, enabled by ongoing investment in Collie Shire itself as an attractive and productive foundation of our economy.

ACTION	DESCRIPTION	STATUS	BUDGET	TIMELINE	SHIRE'S ROLE
3.2 CBD Pop-Up Shop Program	Activate vacant shopfronts through temporary retail, business incubator and community uses to encourage entrepreneurship and increase CBD vibrancy.	Active	S32 Funded	Immediate	Partner
3.1 Town Centre Strategy and Master Planning	Seek funding to undertake master planning to support a holistic approach and create an enabling environment for growth and investment in Collie including the Central Business District.	Proposed	Not Funded	2-5 Years	Leader
3.2 CBD Streetscape Enhancement Program	Explore funding opportunities to support infrastructure projects to improve the attractiveness and accessibility of the CBD.	Proposed	Not Funded	2-5 Years	Provider
3.2 Shopfront Improvement Program	Develop and deliver a program to encourage investment in building presentation through financial incentives, façade upgrades, alfresco activation, and property beautification initiatives.	Proposed	Not Funded	2-5 Years	Provider
3.2 Vacant Shopfront Revitalisation	Develop and deliver a program aimed at enhancing the appearance of vacant premises through creative window treatments, artwork, promotional displays, and activation initiatives.	Proposed	Not Funded	2-5 Years	Provider
3.2 Improve Public Infrastructure and Open Spaces	Implement the Shire's Public Health Plan and Public Open Space & Recreation Plan to improve long term wellbeing, health and daily happiness of community residents.	Proposed	Not Funded	2-5 Years	Provider
3.2 CBD and Shire Activation Program	Develop and coordinate a year-round program of events, activities and initiatives that increase visitation, support local businesses, and activate community spaces.	Proposed	Not Funded	2-5 Years	Provider
3.3 Funding and Community Benefit Partnerships	Pursue and establish investment partnerships to support economic development, placemaking, tourism and liveability projects across the Shire.	Proposed	Not Funded	2-5 Years	Provider
3.4 Data Set – Retail and Service Sector	Develop and maintain a core set of retail and service sector data and bi-annually report as they relate to EDTS.	Proposed	Not Funded	2-5 Years	Collaborator

Indicative Future Actions: Currently unfunded and subject to further investigation and identification of resourcing

DRAFT

DRAFT

4. Supporting the Just Transition

Collie has bright economic prospects ahead, but also an array of immediate challenges, which the Just Transition will be directly addressing. While the Just Transition is a separate process in its own right, this Strategy reaffirms the Shire of Collie's commitment to supporting a fair and effective economic transition for our community.

ACTION	DESCRIPTION	STATUS	BUDGET	TIMELINE	SHIRE'S ROLE
4.1 Collie Just Transition Working Group	Continue to support and participate in the Collie Just Transition Working Group, responding to priorities and opportunities identified through stakeholder collaboration.	Active	Within existing resources	0-2 Years	Leader
4.2 Local Transition Support Projects	Identify and collaborate on small-scale projects and initiatives that assist the community and businesses to adapt to and benefit from the Just Transition.	Active	Within existing resources	0-2 Years	Collaborator
4.3 Community Engagement Program	Coordinate ongoing Shire communications to increase awareness of the Shire's role and participation in Just Transition initiatives and opportunities.	Active	Within existing resources	0-2 Years	Providers
4.4 Just Transition Monitoring and Advocacy	Advocate for transparent monitoring and reporting of Just Transition outcomes using key economic indicators and agreed measures.	Active	Within existing resources	0-2 Years	Advocator

DRAFT

Indicative Future Actions: Currently unfunded and subject to further investigation and identification of resourcing

DRAFT

5. Activating our Visitor Economy

The visitor economy is one of Collie's strongest levers for diversifying beyond coal: it brings new spending into town, supports local jobs and small business, and lifts liveability for residents. Collie already has the foundations, from Trail Town status, remarkable lakes, Wellington National Park, industrial heritage, and a growing events calendar. This theme focuses on converting that offer into more visitors who stay longer, spend more, and come back year-round, guided by better data and stronger partnerships.

ACTION	DESCRIPTION	STATUS	BUDGET	TIMELINE	SHIRE'S ROLE
5.1 Visitor and Tourism Support	Seek to establish service level agreements with organisations receiving tourism relating funding from the Shire.	Active	Within existing resources	0-2 Years	Provider
5.2 Wellington National Park Signage	Install additional signage at key locations within Wellington National Park to promote Collie's attractions, improve visitor awareness, and encourage greater visitation to the Shire.	Active	S32 Funded	Immediate	Provider
5.2 Events Venue Guide	Develop and publish a guide to venues and public spaces available for events across the Shire, making it easier for organisers to plan and deliver events in Collie and helping attract and retain a diverse event calendar.	Planned	S32 Funded	0-2 Years	Provider
5.1 Film Friendly Certification	Apply for Film Friendly Western Australia certification so that Collie is seen as a production-ready destination to attract film and television productions, generating economic, tourism, and community benefits for the region.	Proposed	Not Funded	2-5 Years	Provider
5.1 Combined Collie Markets and Events	Investigate local interest in the development of a combined local market and/or coordinated large events to enhance community and place activation.	Proposed	Not Funded	2-5 Years	Supporter
5.1 Destination Marketing Plan and Digital Promotion	Investigate options and costs to implement a marketing plan with a digital-first approach to increase destination awareness, drive visitation and strengthen the Collie tourism brand.	Proposed	Not Funded	2-5 Years	Supporter
5.1 AI-Ready Tourism Marketing Framework	Evaluate impacts of AI-enabled tourism marketing and visitor engagement technologies and provide a report with recommendations to Council through the TED Committee.	Proposed	Not Funded	2-5 Years	Supporter
5.2 Visitor Information, Servicing and Wayfinding Review	Evaluate the need for an updated review on options to improve visitor information, servicing and wayfinding through digital platforms, directional signage and targeted tourism signage at key locations.	Proposed	Not Funded	2-5 Years	Provider
5.3 Data Set – Visitor Economy	Develop and maintain a core set of tourism data and bi-annually report on trends as they relate to EDTS.	Proposed	Not Funded	2-5 Years	Provider
5.3 Tourism Asset Development and Advocacy	Advocate for and support investment in, development of, and maintenance of key tourism assets and infrastructure. This could include the existing trails, Black Diamond Lake, the Roundhouse precinct, the proposed Visitor Centre and Museum co-location project and an Industrial Heritage Trail.	Proposed	Not Funded	2-5 Years	Advocator

Indicative Future Actions: Currently unfunded and subject to further investigation and identification of resourcing

DRAFT

DRAFT

ACTION	DESCRIPTION	STATUS	BUDGET	TIMELINE	SHIRE'S ROLE
5.4 Industry Digital Readiness	Work with local tourism and hospitality operators to keep Google Business Profiles, ATDW listings current and websites are AI-ready, so Collie product is discoverable through Tourism WA and third-party channels.	Proposed	Not Funded	2-5 Years	Collaborator
5.4 Tourism Industry and Regional Partnerships	Continue to support and strengthen partnerships with tourism organisations, industry groups, and neighbouring local governments to maximise collaborative marketing, advocacy, and destination development opportunities.	Proposed	Not Funded	2-5 Years	Collaborator
5.4 Industry Engagement	Work with the CCCI and Visitor Centre to share insights and opportunities through various formats and regular networking opportunities.	Proposed	Not Funded	2-5 Years	Provider

DRAFT

Indicative Future Actions: Currently unfunded and subject to further investigation and identification of resourcing

DRAFT

6. Encouraging Economic Diversification and Innovation

Change and dynamism are intrinsic economic qualities, bringing both opportunity and risk. Collie will continue to face local and global economic transformations and disruptions; encouraging economic diversification and innovation will help Collie build a stronger and more resilient economy.

ACTION	DESCRIPTION	STATUS	BUDGET	TIMELINE	SHIRE'S ROLE
6.2 **Business Incubation and Entrepreneurship**	Explore options to support business start-ups, innovation and entrepreneurship through mentoring, networking, education programs, and business development initiatives delivered with local partners.	Proposed	S32 Funded *(not confirmed)*	0-2 Years	Collaborator
6.1 Innovation and Diversification Advocacy	Work with the Chamber of Commerce and key stakeholders to identify barriers and opportunities for innovation and economic diversification and advocate for priority actions and policy improvements.	Proposed	Not Funded	2-5 Years	Collaborator and Advocator
6.2 Business Innovation and Capability Development	Advocate and co-promote (where relevant) innovation support programs and deliver practical initiatives that help local businesses adopt new technologies, improve capability, and pursue growth opportunities.	Proposed	Not Funded	2-5 Years	Advocator
6.3 Young Entrepreneurs Program	Scope and support interest in a pilot program that supports young people to develop business ideas, entrepreneurial skills, and pathways to local enterprise creation.	Proposed	Not Funded	2-5 Years	Collaborator
6.4 Research, Education and Knowledge Partnerships	Through the Knowledge Economy Working Group (if established), seek to ascertain interest from universities, research institutions, and regional stakeholders to host an increased number of student placements, field trips, research projects, and knowledge-sharing in Collie.	Proposed	Not Funded	2-5 Years	Supporter
6.4 Innovation and Investment Positioning	Develop targeted marketing materials and campaigns that position Collie as a location for innovative investment, research, training, government programs, and emerging industries.	Proposed	Not Funded	2-5 Years	Provider
6.5 Collie Creative Network	Explore the breadth and depth of Collie's creative industries to identify growth opportunities.	Proposed	Not Funded	2-5 Years	Collaborator

Indicative Future Actions: Currently unfunded and subject to further investigation and identification of resourcing

DRAFT

DRAFT

7. Facilitating Housing, Investment, and Infrastructure

To build Collie's future economy, we need to continue attracting key economic inputs and enablers – population, housing, capital, and infrastructure. This Strategy aims to facilitate an ongoing flow of investment into Collie's economy, providing sure foundations for future growth and prosperity.

ACTION	DESCRIPTION	STATUS	BUDGET	TIMELINE	SHIRE'S ROLE
7.1 Youth & Family Attraction Initiatives	Identify and consider support for projects, programs and partnerships that attract and retain young people and families in Collie.	Proposed	Not Funded	2-5 Years	Collaborator
7.1 Investment Prospectus	Develop an investment prospectus that positions Collie as an attractive location for business establishment, expansion and investment. Actively promote opportunities through industry events, investment forums and stakeholder engagement.	Proposed	Not Funded	2-5 Years	Provider
7.2 Land Use, Spatial Planning & Development Readiness	Review and update land use, spatial and land-release plans to facilitate investment, development opportunities.	Proposed	Not Funded	2-5 Years	Leader
7.3 Data Set – Investment Gap & Opportunity Identification	Develop and maintain a core set of economic data and report bi-annually on the gaps and opportunities as they relate to EDTS.	Proposed	Not Funded	2-5 Years	Leader
7.3 Strategic Infrastructure Planning	Identify and prioritise long-term infrastructure needs that support economic growth, liveability and investment attraction. Develop a major projects advocacy document to support this initiative.	Proposed	Not Funded	2-5 Years	Leader
7.4 Housing and Land Supply	Advocate for and work with State Government to address housing and land supply to support diversification and the Just Transition.	Proposed	Not Funded	2-5 Years	Leader

DRAFT

Indicative Future Actions: Currently unfunded and subject to further investigation and identification of resourcing

DRAFT

DRAFT

Shire of Collie

Explore. Discover. Connect.

87 Throssell Street
Collie WA 6225

t: 9734 9000
e: colshire@collie.wa.gov.au
collie.wa.gov.au

DRAFT

Shire of Collie

Monthly Financial Report

For the period ended 30 September 2026



SHIRE OF COLLIE

MONTHLY FINANCIAL REPORT

(Containing the required statement of financial activity and statement of financial position)

For the period ended 30 September

LOCAL GOVERNMENT ACT 1995
LOCAL GOVERNMENT (FINANCIAL MANAGEMENT) REGULATIONS 1996

TABLE OF CONTENTS

Statement of Comprehensive Income by Nature		3
Statement of Comprehensive Income by Program		4
Statement of financial activity		5
Statement of financial position		6
Note 1	Basis of preparation	7
Note 2	Explanation of variances	8

SHIRE OF COLLIE
STATEMENT OF COMPREHENSIVE INCOME
BY NATURE
FOR THE PERIOD ENDED 30 SEPTEMBER 2026

	2026/27 YTD Actual	2026/27 Forecast	2026/27 Budget	2026/27 YTD Budget	Unaudited 2025/26 Actual
Revenue	$		$		$
Rates	8,637,001	8,534,575	8,534,575	8,534,575	8,143,536
Grants, subsidies and contributions	214,840	4,248,744	4,248,744	966,285	5,157,610
Fees and charges	2,053,450	3,185,489	3,185,489	770,372	3,066,531
Interest revenue	82,041	375,031	375,031	93,757	411,271
Other revenue	12,072	336,000	336,000	80,456	121,887
	10,999,403	16,679,839	16,679,839	10,445,445	16,900,835
Expenses					
Employee costs	(1,332,676)	(7,789,829)	(7,789,829)	(1,942,227)	(6,454,241)
Materials and contracts	(1,216,975)	(5,673,426)	(5,673,426)	(1,416,530)	(5,881,426)
Utility charges	(133,845)	(700,597)	(700,597)	(175,119)	(712,723)
Depreciation	0	(3,014,047)	(3,014,047)	(753,468)	(3,226,008)
Finance costs	(17,891)	(103,150)	(103,150)	(25,779)	(63,137)
Insurance	(178,668)	(352,805)	(352,805)	(176,400)	(174,435)
Other expenditure	(165,952)	(860,289)	(860,289)	(205,184)	(371,869)
	(3,046,007)	(18,494,143)	(18,494,143)	(4,694,707)	(16,883,838)
	7,953,396	(1,814,304)	(1,814,304)	5,750,738	16,997
Capital grants, subsidies and contributions	182,796	1,811,352	1,811,352	130,249	56,469
Profit on asset disposals			0	0	21,600
Loss on asset disposals			0	0	(25,343)
Fair value adjustments to financial assets at fair valie throught profit or loss			0	0	94,448
	182,796	1,811,352	1,811,352	130,249	147,174
Net result for the period	**8,136,192**	**(2,952)**	**(2,952)**	**5,880,987**	**164,171**
Other comprehensive income for the period					
Items that will not be reclassified subsequently to profit or loss					
Changes in asset revaluation surplus	0		0	0	0
Share of comprehensive income of associates accounted for using the equity method	0		0	0	0
Total other comprehensive income for the period	**0**	**0**	**0**	**0**	**0**
Total comprehensive income for the period	**8,136,192**	**(2,952)**	**(2,952)**	**5,880,987**	**164,171**

This statement is to be read in conjunction with the accompanying notes.

SHIRE OF COLLIE
STATEMENT OF COMPREHENSIVE INCOME
BY PROGRAM
FOR THE PERIOD ENDED 30 SEPTEMBER 2026

	2026/27 YTD Actual	2026/27 Forecast	2026/27 Budget	2026/27 YTD Budget	Unaudited 2025/26 Actual
Revenue	$	$	$		$
Governance	7,257	43,500	43,500	10,870	171,184
General Purpose Funding	8,945,065	12,005,808	12,005,808	9,382,951	12,557,300
Law, order, public safety	73,998	737,759	737,759	56,548	850,555
Health	978	70,894	70,894	17,709	22,088
Education and welfare	0	10,500	10,500	123	23,800
Housing	(528)	11,000	11,000	2,748	5,346
Community amenities	1,884,883	2,413,928	2,413,928	603,080	2,422,730
Recreation and culture	32,801	280,579	280,579	68,747	257,540
Transport	189,279	193,849	193,849	185,720	207,380
Economic services	33,333	608,958	608,958	52,227	377,183
Other property and services	15,132	303,064	303,064	64,722	174,314
	11,182,198	16,679,839	16,679,839	10,445,445	17,069,420
Expenses					
Governance	(175,712)	(1,077,999)	(1,077,999)	(277,772)	(1,052,380)
General Purpose Funding	(36,503)	(291,753)	(291,753)	(72,934)	(336,609)
Law, order, public safety	(258,144)	(1,427,677)	(1,427,677)	(363,438)	(1,301,456)
Health	(26,165)	(263,707)	(263,707)	(65,963)	(149,211)
Education and welfare	(7,357)	(94,247)	(94,247)	(22,307)	(80,393)
Housing	(29,374)	(83,676)	(83,676)	(20,916)	(35,780)
Community amenities	(926,315)	(4,041,467)	(4,041,467)	(1,011,095)	(3,884,764)
Recreation and culture	(854,221)	(4,850,268)	(4,850,268)	(1,231,460)	(4,386,178)
Transport	(1,595,344)	(5,105,511)	(5,105,511)	(1,282,087)	(4,300,412)
Economic services	(268,589)	(977,313)	(977,313)	(245,053)	(895,667)
Other property and services	948,921	(280,525)	(280,525)	(101,682)	(535,125)
	(3,228,803)	(18,494,143)	(18,494,143)	(4,694,707)	(16,957,976)
	7,953,395	(1,814,304)	(1,814,304)	5,750,738	111,444
Non Operating					
Capital grants, subsidies and contributions	182,796	1,811,352	1,811,352	130,249	56,469
Profit on asset disposals	0	0	0	0	21,600
Loss on asset disposals	0	0	0	0	(25,343)
	182,796	1,811,352	1,811,352	130,249	52,726
Net result for the period	**8,136,191**	**(2,952)**	**(2,952)**	**5,880,987**	**164,171**
Other comprehensive income for the period					
Items that will not be reclassified subsequently to profit or loss					
Changes in asset revaluation surplus	0	0	0	0	0
Share of comprehensive income of associates accounted for using the equity method	0	0	0	0	0
Total other comprehensive income for the period	**0**	**0**	**0**	**0**	**0**
Total comprehensive income for the period	**8,136,191**	**(2,952)**	**(2,952)**	**5,880,987**	**164,171**

This statement is to be read in conjunction with the accompanying notes.

SHIRE OF COLLIE
STATEMENT OF FINANCIAL ACTIVITY
FOR THE PERIOD ENDED 30 SEPTEMBER 2026

	Note	2025/26 Actual Unaudited $	2026/27 Budget (a) $	2026/27 YTD Budget (b) $	YTD Actual (c) $	Variance* $ (c) - (b) $	Variance* % ((c) - (b))/(b) %	Var.
OPERATING ACTIVITIES								
Revenue from operating activities								
General rates		8,143,536	8,534,575	8,534,575	8,637,001	102,426	1.20%	▲
Grants, subsidies and contributions		5,157,610	4,248,744	966,285	214,840	(751,445)	(77.77%)	▼
Fees and charges		3,066,531	3,185,489	770,372	2,053,386	1,283,014	166.54%	▲
Interest revenue		411,271	375,031	93,757	82,041	(11,716)	(12.50%)	▼
Other revenue		237,935	336,000	80,456	12,072	(68,384)	(85.00%)	▼
		17,016,883	**16,679,839**	**10,445,445**	**10,999,339**	**553,894**	5.30%	
Expenditure from operating activities								
Employee costs		(6,454,241)	(7,789,829)	(1,942,227)	(1,332,676)	609,551	31.38%	▲
Materials and contracts		(5,881,426)	(5,673,426)	(1,416,530)	(1,216,975)	199,555	14.09%	▲
Utility charges		(712,723)	(700,597)	(175,119)	(133,845)	41,274	23.57%	▲
Depreciation		(3,226,008)	(3,014,047)	(753,468)	0	753,468	100.00%	▼
Finance costs		(63,136)	(103,150)	(25,779)	(17,891)	7,888	30.60%	▲
Insurance		(174,435)	(352,805)	(176,400)	(178,668)	(2,268)	(1.29%)	
Other expenditure		(371,869)	(860,289)	(205,184)	(165,952)	39,232	19.12%	▲
Loss on asset disposals		(25,343)	0	0	0	0	0.00%	
		(16,909,181)	**(18,494,143)**	**(4,694,707)**	**(3,046,007)**	**1,648,700**	35.12%	
Non cash amounts excluded from operating activities	2(c)	2,983,573	3,014,051	753,468	0	(753,468)	(100.00%)	▼
Amount attributable to operating activities		3,091,275	1,199,747	6,504,206	7,953,332	**1,449,126**	22.28%	
INVESTING ACTIVITIES								
Inflows from investing activities								
Proceeds from capital grants, subsidies and contributions		56,469	1,811,352	130,249	182,796	52,547	40.34%	▲
Proceeds from disposal of assets		21,600	168,500		**0**	0	0.00%	
Proceeds from financial assets at amortised cost		14,743	41,247		**0**	0	0.00%	
		97,812	**2,021,099**	**130,249**	**182,796**		40.34%	
Outflows from investing activities								
Acquisition of property, plant and equipment		(971,091)	(4,170,000)	(871,169)	**(871,169)**	(0)	(0.00%)	
Acquisition of infrastructure		(199,913)	(2,381,956)	(34,232)	**(34,232)**	(0)	(0.00%)	
		(1,218,404)	**(6,551,956)**	**(905,401)**	**(905,401)**	**(0)**	(0.00%)	
Amount attributable to investing activities		**(1,073,192)**	**(4,530,857)**	**(775,152)**	**(722,606)**	**52,546**	6.78%	
FINANCING ACTIVITIES								
Inflows from financing activities								
Proceeds from new borrowings		0	1,450,000	1,450,000	**1,450,000**	0	0.00%	
Proceeds from new leases - non-cash		47,400	0			0	0.00%	
Transfer from reserves		1,715,531	4,827,141	2,142,602	**0**	(2,142,602)	(100.00%)	▼
		1,762,931	**6,277,141**	**3,592,602**	**1,450,000**	**(2,142,602)**	(59.64%)	
Outflows from financing activities								
Payments for principal portion of lease liabilities		(16,754)	(15,901)	(4,236)	**(4,236)**	0	0.00%	
Repayment of borrowings		(213,665)	(215,262)	0	**0**	0	0.00%	
Transfer to reserves		(4,996,870)	(2,651,881)	(427,071)		427,071	100.00%	▲
		(5,227,289)	**(2,883,044)**	**(431,307)**	**(4,236)**	**427,071**	99.02%	
Amount attributable to financing activities		**(3,511,758)**	**3,394,097**	**3,161,295**	**1,445,764**	**(1,715,531)**	(54.27%)	
MOVEMENT IN SURPLUS OR DEFICIT								
Surplus or deficit at the start of the financial year	2(a)	1,588,538	95,832	95,832	**94,863**	(969)	(1.01%)	
Amount attributable to operating activities		3,091,275	1,199,747	6,504,206	**7,953,332**	1,449,126	22.28%	▲
Amount attributable to investing activities		(1,073,192)	(4,530,857)	(775,152)	**(722,606)**	52,546	6.78%	▲
Amount attributable to financing activities		(3,511,758)	3,394,097	3,161,295	**1,445,764**	(1,715,531)	(54.27%)	▼
Surplus or deficit after imposition of general rates		**94,863**	**158,819**	**8,986,181**	**8,771,353**	**(214,828)**	(2.39%)	▼

KEY INFORMATION

▲▼ Indicates a variance between Year to Date (YTD) Budget and YTD Actual data outside the adopted materiality threshold.
▲ Indicates a variance with a positive impact on the financial position.
▼ Indicates a variance with a negative impact on the financial position.
Refer to Note 2 for an explanation of the reasons for the variance.

This statement is to be read in conjunction with the accompanying notes.

SHIRE OF COLLIE
STATEMENT OF FINANCIAL POSITION
FOR THE PERIOD ENDED 30 SEPTEMBER 2026

	Unaudited Actual 30 June 2026	Actual as at 30 September 2026	Forecast 30 June 2027
	$	$	$
CURRENT ASSETS			
Cash and cash equivalents	7,069,461	11,856,667	6,292,647
Trade and other receivables	3,519,883	7,404,428	3,618,042
Other financial assets	20,553	214,525	119,267
Inventories	16,819	62,440	68,291
Other assets	227,524	640,178	135,000
TOTAL CURRENT ASSETS	10,854,241	20,178,238	10,233,247
NON-CURRENT ASSETS			
Trade and other receivables	743,600	743,600	671,179
Other financial assets	664,095	470,122	445,809
Property, plant and equipment	27,710,089	28,581,258	27,980,378
Infrastructure	157,686,597	157,720,829	157,726,357
Right-of-use assets	47,573	47,572	40,827
TOTAL NON-CURRENT ASSETS	186,851,954	187,563,382	186,864,550
TOTAL ASSETS	197,706,195	207,741,620	197,097,797
CURRENT LIABILITIES			
Trade and other payables	1,628,619	1,523,412	1,092,679
Contract liabilities	1,524,534	1,838,497	2,007,140
Lease liabilities	14,881	10,645	16,411
Borrowings	196,031	196,031	215,262
Employee related provisions	828,806	828,805	778,438
TOTAL CURRENT LIABILITIES	4,192,871	4,397,391	4,109,930
NON-CURRENT LIABILITIES			
Lease liabilities	32,896	32,896	31,709
Borrowings	1,014,143	2,456,673	994,790
Employee related provisions	101,317	98,219	140,363
Other provisions	4,019,700	4,019,700	4,019,700
TOTAL NON-CURRENT LIABILITIES	5,168,056	6,607,487	5,186,562
TOTAL LIABILITIES	9,360,927	11,004,878	9,296,492
NET ASSETS	**188,345,268**	**196,736,742**	**187,801,305**
EQUITY			
Retained surplus	32,357,263	42,512,687	32,468,216
Reserve accounts	7,585,852	6,001,902	7,110,936
Revaluation surplus	148,222,153	148,222,153	148,222,153
TOTAL EQUITY	**188,165,268**	**196,736,742**	**187,801,305**

This statement is to be read in conjunction with the accompanying notes.

2 EXPLANATION OF MATERIAL VARIANCES

The material variance thresholds are adopted annually by Council as an indicator of whether the actual expenditure or revenue varies from the year to date actual materially.
The material variance adopted by Council for the 2026-27 year is $50,000 or 10.00% whichever is the greater.

Description	Var. $	Var. %	
	$	%	
Revenue from operating activities			
General rates Due to 60 properties budgeted at minimum rates being billed at non minimum rates ($125k) offset by timing of interim rates ($20k)	102,426	1.20%	▲
Grants, subsidies and contributions Grant received in advance in June	(751,445)	(77.77%)	▼
Fees and charges Budget allocated over full year rather than August - to be amended at Budget review	1,283,014	166.54%	▲
Interest revenue Interest on Term Deposits lower than budget. Term deposits to be established in October.	(11,716)	(12.50%)	▼
Other revenue Workers compensation claims not yet reimbursed	(68,384)	(85.00%)	▼
Expenditure from operating activities			
Employee costs Due to staff vacancies	609,551	31.38%	▲
Materials and contracts Timing of budgeted expenses	199,555	14.09%	▲
Utility charges Timing of pool utilities	41,274	23.57%	▲
Depreciation Depreciation yet to be applied - pending finalisation fo 25-26 financial report	(753,468)	100.00%	▼
Finance costs Loan interest to be applied in August 2026	7,888	30.60%	▲
Other expenditure Timing of members fees and Workers Compensation payments	39,232	19.12%	▲
Non cash amounts excluded from operating activities Depreciation yet to be applied - pending finalisation fo 25-26 financial report	(753,468)	(100.00%)	▼
Inflows from investing activities			
Proceeds from capital grants, subsidies and contributions Timing	52,547	40.34%	▲
Inflows from financing activities			
Transfer from reserves Timing	(2,142,602)	(100.00%)	▼
Outflows from financing activities			
Transfer to reserves Timing	427,071	100.00%	▲
Surplus or deficit after imposition of general rates Attributable to timing of expenses offset by timing of Reserve transfers	(214,828)	(2.39%)	▼

3 CASH AND FINANCIAL ASSETS AT AMORTISED COST

Description	Classification	Unrestricted	Reserve Accounts	Total	Trust	Institution	Interest Rate	Maturity Date
		$	$	$	$			
Petty Cash and Floats	Cash and cash equivalents	2,334		2,334		On Hand	NIL	
Municipal bank Account	Cash and cash equivalents	5,202,431		5,202,431		BENDIGO		
Muni - Term Deposit	Financial assets at amortised cost	650,000		650,000		NAB	4.9%	22 October 2026
Reserve	Cash and cash equivalents	0	6,001,901	6,001,901		BENDIGO		
Trust	Cash and cash equivalents	0			43,685	BENDIGO		
Total		**5,854,765**	**6,001,901**	**11,856,666**	**43,685**			
Comprising								
Cash and cash equivalents		5,204,765	6,001,901	11,206,666	43,685			
Financial assets at amortised cost - Term Deposits		650,000	0	650,000	0			
		5,854,765	**6,001,901**	**11,856,666**	**43,685**			

KEY INFORMATION

Cash and cash equivalents include cash on hand, cash at bank, deposits available on demand with banks and other short term highly liquid investments with original maturities of three months or less that are readily convertible to known amounts of cash and which are subject to an insignificant risk of changes in value.

Bank overdrafts are reported as short term borrowings in current liabilities in the statement of net current assets.

The local government classifies financial assets at amortised cost if both of the following criteria are met:

- the asset is held within a business model whose objective is to collect the contractual cashflows, and
- the contractual terms give rise to cash flows that are solely payments of principal and interest.

Financial assets at amortised cost held with registered financial institutions

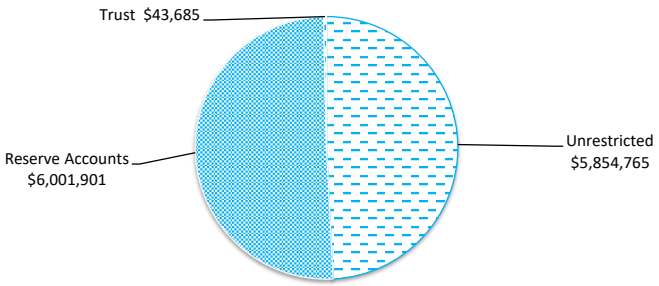

7 RECEIVABLES

Rates and Charges Outstanding

2026/27 annual rates were raised on 15 July 2026 and were due 24 August 2026 for payment in full or for the first of four instalments. The final instalment is due on 8 March 2027.

As at the reporting date, outstanding rates and charges, excluding pensioner deferred balances, totalled $5,871,628 representing 45.71% of collectible rates and charges. This is lower than the 48.73% recorded at the same time last year. Management's target is to reduce outstanding rates and charges to below 4% of collectible rates and charges by 30 June 2027.

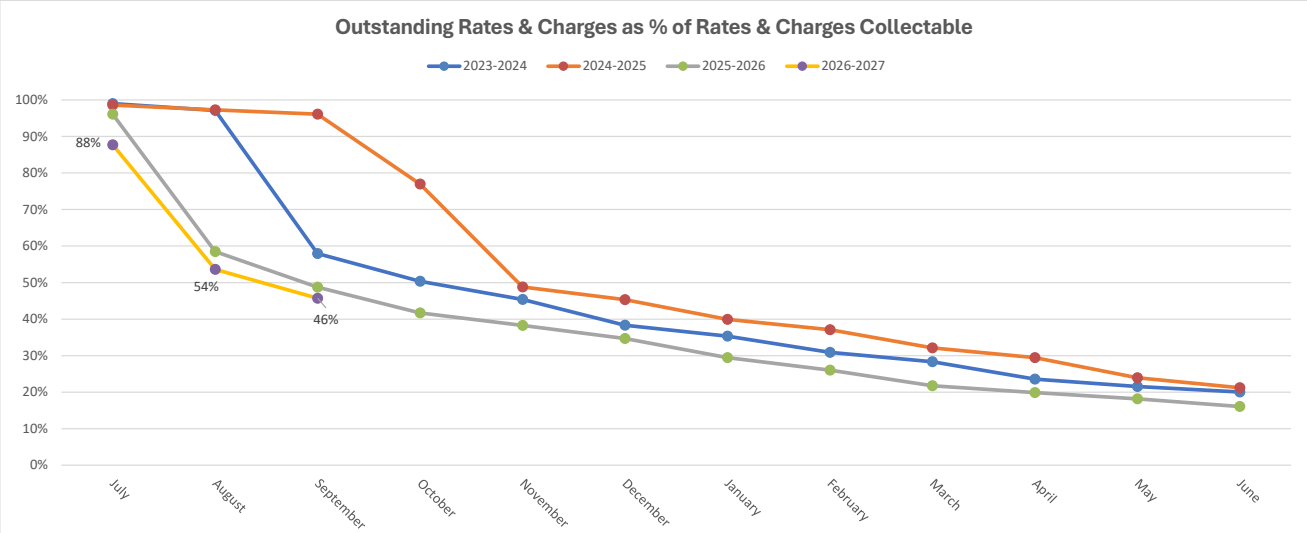

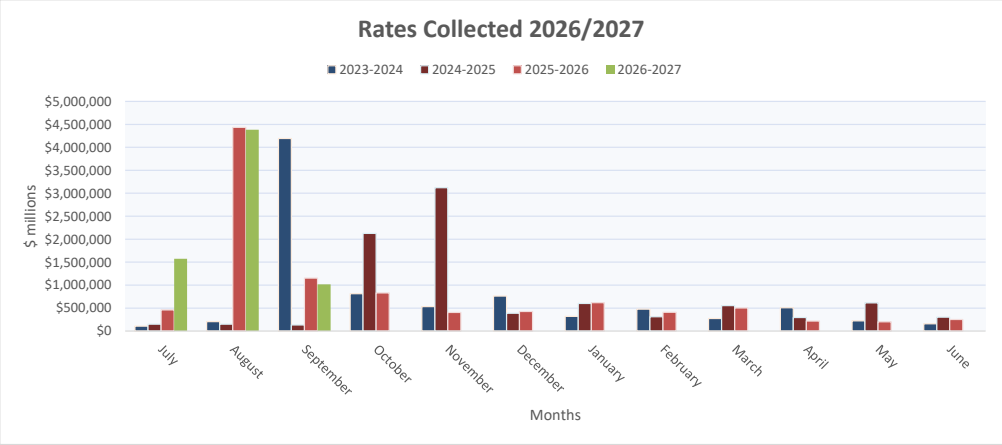

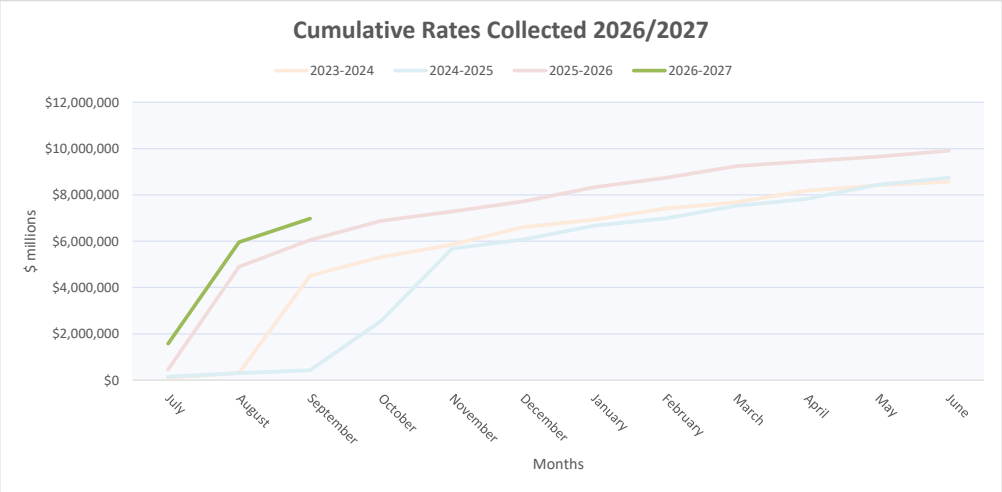

KEY INFORMATION

Deferred Rates are rates on property held by eligible concession card holder that are automatically deferred if payment is not received by 30 June of each year. Deferred rates remain a debt against the property until such time as they are paid.

7 RECEIVABLES (Continued)

Receivables - general	Credit	Current	30 Days	60 Days	90+ Days	Total
	$	$	$	$	$	$
Receivables - general	(11,752)	529,399	9,204	1,240	187,179	715,269
Percentage	(1.6%)	74.0%	1.3%	0.2%	26.2%	
Balance per trial balance						
Trade receivables						715,269
Security Bonds						5,000
GST receivable						164,335
Allowance for credit losses of rates and statutory receivables						(62,891)
ATO / GST receivable						32,696
Other receivables [describe]						0
Total receivables general outstanding						**854,409**

Amounts shown above include GST (where applicable)

KEY INFORMATION

Trade and other receivables include amounts due from ratepayers for unpaid rates and service charges and other amounts due from third parties for goods sold and services performed in the ordinary course of business.

Trade receivables are recognised at original invoice amount less any allowances for uncollectable amounts (i.e. impairment). The carrying amount of net trade receivables is equivalent to fair value as it is due for settlement within 30 days.

Trade and other receivables are held with the objective to collect the contractual cashflows and therefore the Shire measures them subsequently at amortised cost using the effective interest rate method.

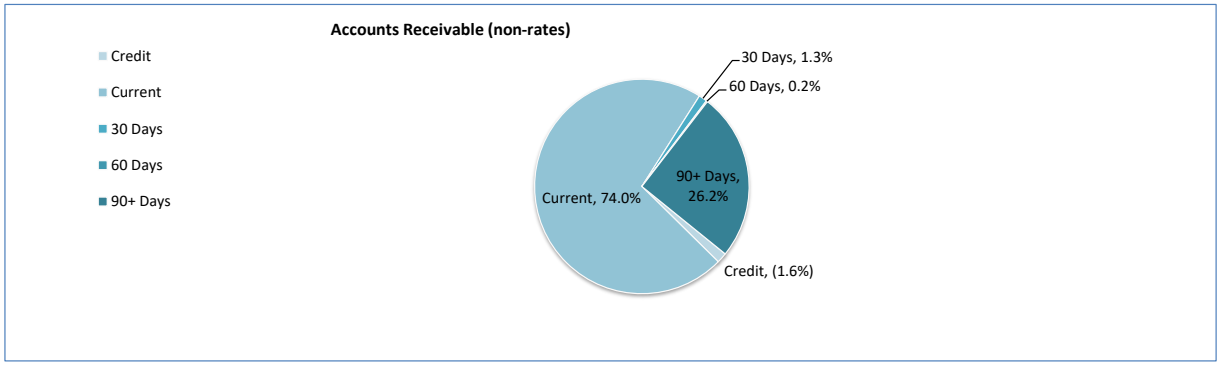

8 PAYABLES

Payables - general	Credit	Current	30 Days	60 Days	90+ Days	Total
	$	$	$	$	$	$
Payables - general	0	174,968	15,814	1,765	10,560	203,107
Percentage	0.0%	86.1%	7.8%	0.9%	5.2%	
Balance per trial balance						
Sundry creditors						203,107
Other payables						632,348
Bonds and deposits held						456,919
Accrued expenses						231,038
Total payables general outstanding						**1,523,412**

Amounts shown above include GST (where applicable)

KEY INFORMATION

Trade and other payables represent liabilities for goods and services provided to the Shire prior to the end of the period that are unpaid and arise when the Shire becomes obliged to make future payments in respect of the purchase of these goods and services. The amounts are unsecured, are recognised as a current liability and are normally paid within 30 days of recognition.
The carrying amounts of trade and other payables are considered to be the same as their fair values, due to their short-term nature.

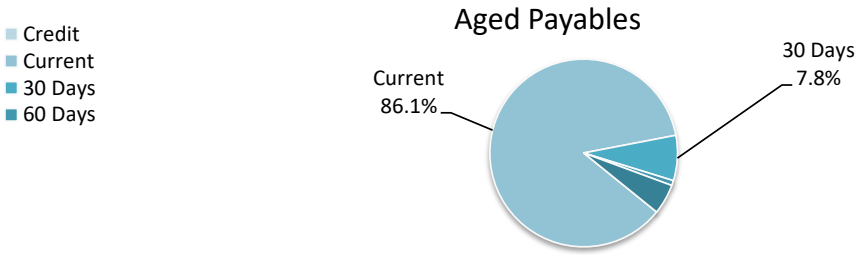

9 BORROWINGS

Repayments - borrowings

Information on borrowings		Budget	Actual	New Loans		Principal Repayments		Principal Outstanding		Interest Repayments	
Particulars	Loan No.	1 July 2026	1 July 2026	Actual YTD	Budget FY	Actual YTD	Budget FY	Actual YTD	Budget FY	Actual YTD	Budget FY
		$	$	$	$	$	$	$	$	$	$
Loan 117 Shire Depot Relocation	**117**	387,393	387,392	-			(91,284)	387,392	296,109		(16,534)
Loan 118 Truck Bay Toilet (Throssell St) & Caravan Park Facilities	**118**	19,599	19,618	-			(9,657)	19,618	9,942		(624)
Loan 119 Weighbridge Modifications, Irrigation Audit and Bore Development Strategy, Open Space Strategy & Roche Park Wall Stabilisation	**119**	44,582	44,582	-			(14,572)	44,582	30,010		(1,038)
Loan 120 Roche Park Court 3 timber overlay and floor treatment	**120**	43,942	49,048	-			(10,734)	49,048	33,208		(887)
Loan 121 Construction of Venn Street River Stop	**121**	95,480	95,480	-			(23,422)	95,480	72,058		(1,675)
Loan 122 Building Capital Works	122	140,984	140,984	-			(30,809)	140,984	110,175		(2,099)
Loan 124 Server Upgrade	124	(3)	(5,106)	-	-			(5,106)	(3)		
Loan 126 Staff Housing - Senior Executive	126			800,000	800,000	-	(10,610)	800,000	789,390	-	(26,966)
Loan 127 Staff Housing - Manager	127			650,000	650,000	-	(8,621)	650,000	641,379	-	(21,910)
		731,977	731,998	1,450,000	1,450,000	-	(199,709)	2,181,998	1,982,268	-	(71,733)
Self supporting loans											
Loan 125 Collie Golf Club	125	478,176	478,176	-	-		(15,553)	478,176	462,623	13,153	(29,200)
		478,176	478,176	-	-	-	(15,553)	478,176	462,623	13,153	(29,200)
Total		1,210,153	1,210,174	1,450,000	1,450,000	-	(215,262)	2,660,174	2,444,891	13,153	(100,933)

Current Borrowings	196,031	196,031
Non-current borrowings	1,014,143	2,464,143
	1,210,174	2,660,174

All debenture repayments were financed by general purpose revenue.
Self supporting loans are financed by repayments from third parties. -0

New borrowings 2026-27

Particulars	Amount Borrowed Actual	Amount Borrowed Budget	Institution	Loan Type	Term Years	Total Interest & Charges	Interest Rate	Amount (Used) Actual	Amount (Used) Budget	Balance Unspent
	$	$				$	%	$	$	$
Staff Housing - Senior Executive	800,000	800,000	WATC		20			800,000	800,000	0
Staff Housing - Manager	650,000	650,000	WATC		20				650,000	650,000
	1,450,000	**1,450,000**				**0**		**800,000**	**1,450,000**	**650,000**

KEY INFORMATION
The Shire has elected to recognise borrowing costs as an expense when incurred regardless of how the borrowings are applied.

Fair values of borrowings are not materially different to their carrying amounts, since the interest payable on those borrowings is either close to current market rates or the borrowings are of a short term nature.

10 LEASE LIABILITIES

Movement in carrying amounts

	Information on leases		Budget	Actual	New Leases		Principal Repayments		Principal Outstanding		Interest Repayments	
	Particulars	Lease No.	1 July 2026	1 July 2026	Actual YTD	Budget FY	Actual YTD	Budget FY	Actual YTD	Budget FY	Actual YTD	Budget FY
			$	$	$	$	$	$	$	$	$	$
3E	Depot Photocopier	12	2,307	2,096	0	0	(656)	(2,125)	1,440	182	-	(53)
Fin	Admin Plotter	13	5,523	5,390	0	0	(1,456)	(4,296)	3,934	1,227	-	(95)
3E	Admin Colour Photocopier	14	40,290	40,291	0	0	(2,124)	(9,480)	38,167	30,810	(273)	1,623
	Total		**48,120**	**47,777**	**0**	**0**	**(4,236)**	**(15,901)**	**43,541**	**32,219**	**(273)**	**1,475**
	Current lease liabilities			14,881					10,645			
	Non-current lease liabilities			32,896					32,896			
				47,777					43,541			

All lease repayments were financed by general purpose revenue.

KEY INFORMATION

At inception of a contract, the Shire assesses if the contract contains or is a lease. A contract is or contains a lease, if the contract conveys the right to control the use of an identified asset for a period of time in exchange for consideration. At the commencement date, a right of use asset is recognised at cost and lease liability at the present value of the lease payments that are not paid at that date. The lease payments are discounted using that date. The lease payments are discounted using the interest rate implicit in the lease, if that rate can be readily determined. If that rate cannot be readily determined, the Shire uses its incremental borrowing rate.

All contracts classified as short-term leases (i.e. a lease with a remaining term of 12 months or less) and leases of low value assets are recognised as an operating expense on a straight-line basis over the term of the lease.

SHIRE OF COLLIE
Schedule of Paid Accounts - 16 September 2026 - 15 October 2026

14.4.A

Date	Method	EFT Batch	Invoice Reference	Vendor	Description	Fund	Amount
Electronic Funds Transfer							
46283	EFT	EFT41989	INNWA14414	NETBALL WA INC	Roche Park Social Netball - Membership Affiliation Fees - Social Affiliate PlayHQ 2026 - Yearly Contract	BENMUNI	330.00
46283	EFT	EFT41990	A4451	CHLOE JASMINE MCKINLEY	Rates refund A4451	BENMUNI	804.00
46283	EFT	EFT41991	A1758	DEAN BENJAMIN GARNER	Rates refund A1758	BENMUNI	1,045.00
46283	EFT	EFT41992	176	WA AUSTRALIAN SERVICES UNION WA (ASU)	Payroll Deductions/Contributions	BENMUNI	130.50
46283	EFT	EFT41993	OZ0209	AIR LIQUIDE WA PTY LTD	Monthly gas cylinder rental for Depot workshop 01/08/2026-31/08/2026	BENMUNI	28.16
46283	EFT	EFT41994	07092026	ALAN LAMB	ARIC Meeting attendance 07/09/2026 as per council resolution #9686	BENMUNI	572.32
46283	EFT	EFT41995	T435M	ACTION SHEDS AUSTRALIA	VERGE BOND REFUND - 2024068	BENMUNI	1,025.00
46283	EFT	EFT41996	176	AUSTRALIAN TAXATION OFFICE	Payroll Deductions/Contributions	BENMUNI	49,159.00
46283	EFT	EFT41996	177	AUSTRALIAN TAXATION OFFICE	Payroll Deductions/Contributions	BENMUNI	514.00
46283	EFT	EFT41997	SIB81729	BUNBURY MACHINERY	T1150-27110 Axle Rear, T115027140 Spacer, 08101-06210 Bearing (Ball Radial), 04611-00900 CIR-Clip, TD250-27560 Seal Oil, Freight	BENMUNI	1,578.90
46283	EFT	EFT41998	INV-0329	BEAM ME UP MEDIA T/A STAR TRACKS ASTRO EVENTS	Community Stargazing Event - 19/08/2026	BENMUNI	2,805.00
46283	EFT	EFT41999	T435M	BUSSELTON SHEDS	VERGE BOND REFUND - 2024125	BENMUNI	1,025.00
46283	EFT	EFT42000	164802	BROWN'S TYRES PTY LTD	20.5R20 Double Coin REM2, Fitting onsite, 25'ORing, Disposal of scrap Loader Tyre	BENMUNI	3,325.00
46283	EFT	EFT42001	INV-1700	SCOTT CHRISTINGER	Install power point at Museum for Security Cameras and Computers	BENMUNI	567.05
46283	EFT	EFT42001	INV-1701	SCOTT CHRISTINGER	Supply and replace light fitting in Rangers/CSEM Office	BENMUNI	467.50
46283	EFT	EFT42001	INV-1702	SCOTT CHRISTINGER	Replace smoke alarm in Disabled Toilet, Labor to fit Chlorine shed fan at Swimming Pool	BENMUNI	550.00
46283	EFT	EFT42001	INV-1703	SCOTT CHRISTINGER	Supply and install upgraded exhaust fans to women's showers at Roche Park	BENMUNI	693.00
46283	EFT	EFT42001	INV-1704	SCOTT CHRISTINGER	Fault find at Heritage Park as no power to pump	BENMUNI	346.50
46283	EFT	EFT42001	INV-1707	SCOTT CHRISTINGER	Supply & Install new electronic circuit board to Allanson BBQ	BENMUNI	1,604.90
46283	EFT	EFT42001	INV-1706	SCOTT CHRISTINGER	Supply and install 18 Led light globes to the Shire of Collie Council Chambers light fittings.	BENMUNI	811.25
46283	EFT	EFT42002	INV 2308841	STATEWIDE BEARINGS	Bearing Separator 30-50mm, Metric Ball Bag, 25gm Superbonder	BENMUNI	122.10
46283	EFT	EFT42002	INV 2308889	STATEWIDE BEARINGS	V-belts	BENMUNI	19.80
46283	EFT	EFT42002	INV 2308898	STATEWIDE BEARINGS	V-belt	BENMUNI	41.25
46283	EFT	EFT42002	INV 2308903	STATEWIDE BEARINGS	UC207 Dual Seal, Flange HSG	BENMUNI	98.78
46283	EFT	EFT42002	INV 2308909	STATEWIDE BEARINGS	3/16 Safety stripe fuel hose	BENMUNI	30.89
46283	EFT	EFT42003	INV-4000	COLLIE VISITOR CENTRE	Collie Visitor Centre - 2026/27 Financial Year Operating Grant	BENMUNI	154,000.00
46283	EFT	EFT42004	21926804	CLEANAWAY PTY LTD	Recycling Collection at the Transfer Station - Aug 26	BENMUNI	13,247.97
46283	EFT	EFT42005	INV-4635	COLLIE CHAMBER OF COMMERCE & INDUSTRY	Severance Gift - Long Service employee	BENMUNI	750.00
46283	EFT	EFT42006	INV-10055	COLLIE COMMUNITY PUBLISHERS (CRV BULLETIN)	Local Laws - public notice in bulletin	BENMUNI	209.00
46283	EFT	EFT42007	5657910	CHARGEFOX PTY LTD	Connector Management Fees for Forrest Street Collie Station 4039 from 01/08/2026 - 31/08/2026	BENMUNI	32.40
46283	EFT	EFT42008	00007459	COUNCIL ON THE AGEING WA INC.	Strength for Life Program - Annual Fee 2026 - 2027	BENMUNI	915.20
46283	EFT	EFT42009	15092026	TRUSTEE FOR CPINC DISCRETIONARY TRUST	Staff Rental Accommodation: Period 28.09.2026 - 01.11.2026	BENMUNI	3,250.00
46283	EFT	EFT42010	INV-0654	CRV AIR	Degassing of fridge at the Waste Transfer Station	BENMUNI	1,237.50
46283	EFT	EFT42011	1618027	LANDGATE	Certificate of Title for multiple properties	BENMUNI	406.80
46283	EFT	EFT42012	07092026	DAVID RANSOM	ARIC Meeting attendance 07/09/2026 as per council resolution #9686	BENMUNI	450.00
46283	EFT	EFT42013	2016022	EVERGREEN HOUSE TRANSFORMERS	Total demolition and remediation of all structures at Lot 150 (#26) Mary Street	BENMUNI	15,600.00

SHIRE OF COLLIE
Schedule of Paid Accounts - 16 September 2026 - 15 October 2026

Date	Method	EFT Batch	Invoice Reference	Vendor	Description	Fund	Amount
46283	EFT	EFT42013	T435M	EVERGREEN HOUSE TRANSFORMERS	App # 2025140 Evergreen House Transformers	BENMUNI	1,025.00
46283	EFT	EFT42014	78891	EMERG SOLUTIONS PTY LTD (BART Solutions)	Subscription for BART, an Electric means of turning brigades out to incidents - Worsley BFB	BENMUNI	306.00
46283	EFT	EFT42014	78887	EMERG SOLUTIONS PTY LTD (BART Solutions)	Subscription for BART, an Electric means of turning brigades out to incidents - Collie Preston BFB	BENMUNI	442.00
46283	EFT	EFT42014	78888	EMERG SOLUTIONS PTY LTD (BART Solutions)	Subscription for BART, an Electric means of turning brigades out to incidents - Collieburn Cardiff BFB	BENMUNI	459.00
46283	EFT	EFT42014	78890	EMERG SOLUTIONS PTY LTD (BART Solutions)	Subscription for BART, an Electric means of turning brigades out to incidents - Shire of Collie	BENMUNI	272.00
46283	EFT	EFT42014	78885	EMERG SOLUTIONS PTY LTD (BART Solutions)	Subscription for BART, an Electric means of turning brigades out to incidents - Allanson BFB	BENMUNI	578.00
46283	EFT	EFT42014	78889	EMERG SOLUTIONS PTY LTD (BART Solutions)	Subscription for BART, an Electric means of turning brigades out to incidents - Harris River BFB	BENMUNI	578.00
46283	EFT	EFT42015	176	EASIALARY PTY LTD	Novated Lease - Pre Tax 000706	BENMUNI	491.68
46283	EFT	EFT42015	176	EASIALARY PTY LTD	Novated Lease - Post Tax 000706	BENMUNI	309.00
46283	EFT	EFT42016	RY01854432	GRACE RECORDS MANAGEMENT AUST PTY LTD	blue bin confidential waste service	BENMUNI	117.70
46283	EFT	EFT42017	T435M	HENDERSON HARDWARE	VERGE BOND REFUND - 2025096	BENMUNI	1,025.00
46283	EFT	EFT42017	T435M	HENDERSON HARDWARE	VERGE BOND REFUND - 2024067	BENMUNI	1,025.00
46283	EFT	EFT42017	T435M	HENDERSON HARDWARE	VERGE BOND REFUND - 2025107	BENMUNI	1,025.00
46283	EFT	EFT42018	73887	IAN GUPPY & CO SMASH REPAIRS	Strip for assessment and mechanical report - 104CO	BENMUNI	510.40
46283	EFT	EFT42019	B0427-1	KOOL KREATIVE	WNP Promotional Sign #2 - Graphic Design (S32 Partnership)	BENMUNI	481.25
46283	EFT	EFT42020	15619A	LIVING SPRINGS WATER PTY LTD	Admin office - Spring water delivery 01/08/2026 - 31/08/2026	BENMUNI	210.00
46283	EFT	EFT42020	15619B	LIVING SPRINGS WATER PTY LTD	Water Cooler refills - Library	BENMUNI	84.00
46283	EFT	EFT42021	INV-7913	PILATTI BROS TRANSPORT	Footpath Repair 3.6m2 (Throssell St) between H/Hardware & 1st Driveway of Motel	BENMUNI	1,288.76
46283	EFT	EFT42022	00016796	PIAVANINI WELDING	Repair bollard in Forrest Street	BENMUNI	220.00
46283	EFT	EFT42023	I39883	PAULL AND WARNER RESOURCES PTY LTD T/AS SOUTH WEST FIRE	For the annual service and rectification of faults on the Worsley 1.4 fire appliance.	BENMUNI	5,119.51
46283	EFT	EFT42024	LHL01273	QUBE ENERGY PTY LTD	End of season chlorine gas drum collection	BENMUNI	2,524.39
46283	EFT	EFT42025	T435M	REDINK HOMES	VERGE BOND REFUND - 2024186	BENMUNI	1,025.00
46283	EFT	EFT42026	IV00001558	SOUTH WEST ACADEMY OF SPORT INC	Shire of Collie - South West Academy of Sport Donation	BENMUNI	2,200.00
46283	EFT	EFT42027	CFLINV101911	SULLIVAN LOGISTICS T/A COLLIE FREIGHTLINES	Freight from Bunbury Machinery to Depot	BENMUNI	19.90
46283	EFT	EFT42027	CFLINV101927	SULLIVAN LOGISTICS T/A COLLIE FREIGHTLINES	Freight from T-Quip to Depot	BENMUNI	61.07
46283	EFT	EFT42028	I0039123	SOUTH REGIONAL TAFE	Chainsaw Skill Set 21/08/2026 (Employees)	BENMUNI	53.60
46283	EFT	EFT42029	9901821503	WINC AUSTRALIA PTY LTD	Winc Stationary Order - Tissues, Highlighters, Notebooks, Paper Clips, Desk Calender, Coffee, Pens and Push Pins	BENMUNI	152.23
46283	EFT	EFT42030	150703#21	T-QUIP	Parts for Toro 360 Mower	BENMUNI	29.65
46283	EFT	EFT42031	TA22690-086	TELAIR PTY LTD	Network data and voice Services for all sites SoC.	BENMUNI	3,378.90
46283	EFT	EFT42032	0687-S280142	TEAM GLOBAL EXPRESS PTY LTD	Freight Westrac to Depot	BENMUNI	35.61
46283	EFT	EFT42032	0688-S280142	TEAM GLOBAL EXPRESS PTY LTD	Freight from Interfire and Westrac	BENMUNI	83.45
46283	EFT	EFT42032	0690-S280142	TEAM GLOBAL EXPRESS PTY LTD	Freight Westrac to Depot	BENMUNI	36.20
46283	EFT	EFT42033	810475	COLLIE RIVER VALLEY MEDICAL CENTRE	Pre-employment medical - Recreation Centre Coordinator	BENMUNI	236.50
46283	EFT	EFT42033	811579	COLLIE RIVER VALLEY MEDICAL CENTRE	Pre-employment medicals (Parks & Gardens Casual)	BENMUNI	319.00
46283	EFT	EFT42033	811774	COLLIE RIVER VALLEY MEDICAL CENTRE	Pre-employment medicals (Cleaner Casual)	BENMUNI	236.50
46283	EFT	EFT42034	2780020483	SYNERGY	ELECTRICITY 900055167 202 Booth St Collie (Staff Housing) 04/08/2026 - 28/08/2026	BENMUNI	62.52

SHIRE OF COLLIE
Schedule of Paid Accounts - 16 September 2026 - 15 October 2026

Date	Method	EFT Batch	Invoice Reference	Vendor	Description	Fund	Amount
46283	EFT	EFT42034	2128524934	SYNERGY	ELECTRICITY Street Lighting 25/07/2026 - 24/08/2026	BENMUNI	21,590.92
46283	EFT	EFT42035	34999	WML CONSULTANTS	Structural Inspection of Dwelling at Recreation Ground - Technical Report	BENMUNI	4,712.40
46283	EFT	EFT42036	T435M	WHITE BUILDING CO PTY LTD	VERGE BOND REFUND - 2024199	BENMUNI	1,025.00
46283	EFT	EFT42037	0140 9006817397	WATER CORPORATION	WATER ACCOUNT 9006817397 Prinsep St Collie Lot 328 (Footy Oval Toilets) Water Use and Service Charge 01/09/2026 - 31/10/2026	BENMUNI	246.93
46283	EFT	EFT42038	00146804	WA LIBRARY SUPPLIES	Book repair tape and book easels	BENMUNI	475.40
46283	EFT	EFT42039	1242376	WA DISTRIBUTORS	Consumables for kiosk	BENMUNI	79.00
46289	EFT	EFT42040	INV-387382-R9D6Q2	BUILDING & CONSTRUCTION INDUSTRY	BCITF levy August 2026	BENMUNI	231.79
46289	EFT	EFT42041	1036-COLLIE	SRG LEISURE RETAIL PTY LTD T/A BCF	Supply of 4WD recovery kits for volunteer appliances in the Shire of Collie.	BENMUNI	1,196.00
46289	EFT	EFT42042	INV-1717	SCOTT CHRISTINGER	Supply & Install Bigger Exhaust fans in Male & Disabled Toilets R/Park	BENMUNI	1,039.50
46289	EFT	EFT42042	INV-1716	SCOTT CHRISTINGER	Repair/replace lights at Library entrance	BENMUNI	407.00
46289	EFT	EFT42042	INV-1718	SCOTT CHRISTINGER	Allanson BBQ - supply & install transformer to BBQ	BENMUNI	1,819.13
46289	EFT	EFT42042	INV-1719	SCOTT CHRISTINGER	Visitors Centre - Time delay faulty - check & replace	BENMUNI	1,096.15
46289	EFT	EFT42043	21930978	CLEANAWAY PTY LTD	Customer Service Centre Aug 2026, Cleanaway Bin Repairs and Replacements Aug 2026, Waste Refuse Contract Aug 2026, Organics Contract Aug 2026 - Processing, Organics Contract Aug 2026, Recycling Contract Aug 2026, Waste Refuse Contract Aug 2026 - Street Collection, Recycling Contract Aug 2026 - Processing	BENMUNI	97,830.78
46289	EFT	EFT42044	1382983246	COLLIE COMMUNITY PUBLISHERS (CRV BULLETIN)	ED Strategy Stakeholder Engagement - Quarter Page T42 Advert for 13/8 (S32 Partnership)	BENMUNI	448.80
46289	EFT	EFT42045	78511883	LANDGATE	Schedule No: G2024/10	BENMUNI	132.70
46289	EFT	EFT42046	BSL AUG 2026	DEPARTMENT OF LOCAL GOVERNMENT, INDUSTRY REGULATION AND SAFETY	Building permits x 11 (services levy) August 2026	BENMUNI	1,971.62
46289	EFT	EFT42047	INV/2026/01735	EARTH 2 OCEAN COMMUNICATIONS	Make safe aerial on roof at Roche Park	BENMUNI	1,281.60
46289	EFT	EFT42048	161536	DEPARTMENT OF FIRE AND EMERGENCY SERVICES	2026/27 ESL Q1 - Department of Fire & Emergency Services of WA Act 1998 Part 6A ESL	BENMUNI	165,247.81
46289	EFT	EFT42049	CO A2471	IAN RONALD DIXON	Crossover Refund - A2471	BENMUNI	214.50
46289	EFT	EFT42050	36044	LOCAL GOVERNMENT PROFESSIONALS AUSTRALIA WA	LG Professionals Membership 2026/2027 - CEO	BENMUNI	560.00
46289	EFT	EFT42051	CO A672	LESLIE ARTHUR THOMPSON	Crossover Refund - A672	BENMUNI	181.50
46289	EFT	EFT42052	15586	LIVING SPRINGS WATER PTY LTD	Water Cooler Annual Rental 01/09/2026 - 31/08/2027	BENMUNI	165.00
46289	EFT	EFT42053	CO A2925	NICHOLAS JOHN DAVID ILES	Crossover Refund - A2925	BENMUNI	130.35
46289	EFT	EFT42054	1741902	THE PRINT SHOP BUNBURY	business cards - Tourism & Economic Development	BENMUNI	108.90
46289	EFT	EFT42055	ADMIN MAY 26	REUBEN'S NEWSAGENCY	Carton of paper, Newspapers for Admin May 2026	BENMUNI	67.05
46289	EFT	EFT42056	9901815032	WINC AUSTRALIA PTY LTD	Winc stationary order - therm roll, dividers, pens, coffee, batteries, diary, paper, highlighter, business cards, notebooks, card pouches.	BENMUNI	482.29
46289	EFT	EFT42057	10061	VDW ELECTRICAL	Complete electrical installation of a submersible pump at Worsley BFB, a part of the Capital Works 2025/2026 for the installation of a submersible pump at Worsley BFB.	BENMUNI	3,213.30
46289	EFT	EFT42058	1001448959	SYNERGY	ELECTRICITY 900044616 2A Pendleton St Collie (Staff Housing) 15/07/2026 - 15/07/2026	BENMUNI	24.10
46289	EFT	EFT42058	2308680009	SYNERGY	ELECTRICITY 472204320 9 Park St Collie (Staff Housing) 02/07/2026 - 31/08/2026	BENMUNI	913.19
46289	EFT	EFT42059	PI 2635919	WESTRAC EQUIPMENT PTY LTD	Belt 283-8385 Tip Loader	BENMUNI	266.16
46289	EFT	EFT42060	12400	COLLIE BIN HIRE	Pump out RV dump points at Collie Visitors Centre	BENMUNI	924.00
46289	EFT	EFT42060	12454	COLLIE BIN HIRE	Pump out RV dump points at Truck Bay	BENMUNI	715.00

SHIRE OF COLLIE
Schedule of Paid Accounts - 16 September 2026 - 15 October 2026

Date	Method	EFT Batch	Invoice Reference	Vendor	Description	Fund	Amount
46296	EFT	EFT42061	1IWU118	DEPARTMENT OF TRANSPORT	Vehicle Registration - 1IWU118	BENMUNI	242.15
46296	EFT	EFT42062	178	WA AUSTRALIAN SERVICES UNION WA (ASU)	Payroll Deductions/Contributions	BENMUNI	117.25
46296	EFT	EFT42062	180	WA AUSTRALIAN SERVICES UNION WA (ASU)	Payroll Deductions/Contributions	BENMUNI	104.00
46296	EFT	EFT42063	IV00000002015	ADAM DAVEY CONSULTING	Tennis site inspections including agronomic samples, Rec Ground site inspections including agronomic samples, Soccer site inspections including agronomic samples, Cricket site inspections including agronomic samples, Freight	BENMUNI	4,177.80
46296	EFT	EFT42064	178	AUSTRALIAN TAXATION OFFICE	Payroll Deductions/Contributions	BENMUNI	46,032.00
46296	EFT	178	179	AUSTRALIAN TAXATION OFFICE	Payroll Deductions/Contributions	BENMUNI	- 266.00
46296	EFT	178	180	AUSTRALIAN TAXATION OFFICE	Payroll Deductions/Contributions	BENMUNI	46,299.00
46296	EFT	EFT42065	00008215	COLLIE AUTO ELECTRICS	Supply LED taillights and electrical enclosures x 2 CO30167, Labour to fit LED tail lights and enclosures	BENMUNI	1,127.50
46296	EFT	EFT42066	INV-1714	SCOTT CHRISTINGER	Show Grounds - Isolate & reinstate power for roofing repairs	BENMUNI	462.00
46296	EFT	EFT42067	4042536396	BOC LIMITED	Oxygen - medical c size cylinders - pool	BENMUNI	14.88
46296	EFT	EFT42068	3880	COLLIE AGRICULTURAL SOCIETY	Collie Shire - Collie Agricultural Society Contribution	BENMUNI	4,000.00
46296	EFT	EFT42069	17992	CARDINAL CONTRACTORS	Base Course Gravel - Delivered to the Shire Depot - LIA - Cnr Cockie Bend	BENMUNI	1,699.76
46296	EFT	EFT42070	1516819490	COLLIE COMMUNITY PUBLISHERS (CRV BULLETIN)	Project Manager Ad - Collie Bulletin	BENMUNI	220.00
46296	EFT	EFT42071	27573	CENTRAL GARAGE	Servicing of Collie SES Ford Ranger vehicle	BENMUNI	465.19
46296	EFT	EFT42072	5492478	CHARGEFOX PTY LTD	Connector Management Fees for Forrest Street Collie Station 4039 from 01/07/2026 - 31/07/2026	BENMUNI	32.40
46296	EFT	EFT42073	625-1	THE COLLIE PROPERTY TRUST (CLUB HOTEL MOTEL)	Jason Pearson - Assets & Facilities Coordinator Accommodation (1 x day per week for the next 3 weeks)	BENMUNI	145.00
46296	EFT	EFT42074	00007070	CHAPPELL LANDSCAPING	10kg Urea	BENMUNI	69.95
46296	EFT	EFT42075	1022895	COLLIE PETS AND VETS	Standing Purchase Order for vet services supplied by Collie Pets and Vets for FY 2026 - 2027, as per Service Agreement. Microchip implant	BENMUNI	110.00
46296	EFT	EFT42076	CS18SEPT	COLLIE STOCKFEED & PET SUPPLIES	Standing Purchase Order for Pound supplies from Collie Stockfeed and Pet Supplies for FY26-27 Cat litter	BENMUNI	35.00
46296	EFT	EFT42077	INV/2026/01968	EARTH 2 OCEAN COMMUNICATIONS	Supply and installation of a data link for the CESM vehicle to complement the CelFi and support volunteers during operations to ensure their safety.	BENMUNI	1,530.51
46296	EFT	EFT42078	78978	EMERG SOLUTIONS PTY LTD (BART Solutions)	District-Level Subscription for BART Digital Turnout System	BENMUNI	3,192.00
46296	EFT	EFT42079	178	EASIALARY PTY LTD	Novated Lease - Post Tax 000706	BENMUNI	309.00
46296	EFT	EFT42079	178	EASIALARY PTY LTD	Novated Lease - Pre Tax 000706	BENMUNI	491.68
46296	EFT	EFT42079	180	EASIALARY PTY LTD	Novated Lease - Post Tax 000706	BENMUNI	309.00
01/10/2026	EFT	EFT42079	180	EASIALARY PTY LTD	Novated Lease - Pre Tax 000706	BENMUNI	491.68
01/10/2026	EFT	EFT42080	102002063	HENDERSON HARDWARE	Supply & install flashings to the existing shed extension (final building works)	BENMUNI	1640.00
01/10/2026	EFT	EFT42081	3600	HARMONIC ENTERPRISES PTY LTD T/AS HARMONIC IT	Dell Pro14 Essential, 14 FHD+ Screen	BENMUNI	7348.00
01/10/2026	EFT	EFT42081	3619	HARMONIC ENTERPRISES PTY LTD T/AS HARMONIC IT	Wi-Fi for Elected Members Room - FortiAP-231K Indoor Wireless AP, FortiAP-231K 1 Year FortiCare Premium Support	BENMUNI	1177.00
01/10/2026	EFT	EFT42081	3637	HARMONIC ENTERPRISES PTY LTD T/AS HARMONIC IT	Managed Support Agreement 2026/27, Managed Backup service 2026/27	BENMUNI	8564.60
01/10/2026	EFT	EFT42082	73887	IAN GUPPY & CO SMASH REPAIRS	Strip for assessment and mechanical report - 104CO Reissue of payment as incorrect bank details in system	BENMUNI	510.40
01/10/2026	EFT	EFT42083	00122796	CONNECT CCS	Overcalls fee for contract CA0184 August 2026	BENMUNI	877.14
01/10/2026	EFT	EFT42084	INV-27808	INTERFIRE AGENCIES	Supply of PPC/PPE for Shire of Collie Bushfire Brigade Volunteers.	BENMUNI	2268.50
01/10/2026	EFT	EFT42084	INV-27919	INTERFIRE AGENCIES	Supply of PPE/PPC for volunteer Firefighters within the Shire of Collie.	BENMUNI	1217.39
01/10/2026	EFT	EFT42084	INV-27938	INTERFIRE AGENCIES	Supply of PPE/PPC for volunteer Firefighters within the Shire of Collie.	BENMUNI	379.50
01/10/2026	EFT	EFT42085	23415	LG BEST PRACTICES PTY LTD	Support for Review, reconcile and compile Grants Register	BENMUNI	1716.00

SHIRE OF COLLIE
Schedule of Paid Accounts - 16 September 2026 - 15 October 2026

Date	Method	EFT Batch	Invoice Reference	Vendor	Description	Fund	Amount
01/10/2026	EFT	EFT42085	23551	LG BEST PRACTICES PTY LTD	Consulting and assistance for Bonds Held reconciliation -in particular processing in Trust ledger for Bonds Held	BENMUNI	1188.00
01/10/2026	EFT	EFT42086	H7441	LO-GO APPOINTMENTS	Extension LO-GO Assignment - Relief Ranger	BENMUNI	3673.46
01/10/2026	EFT	EFT42086	H7474	LO-GO APPOINTMENTS	Extension LO-GO Assignment - Relief Ranger	BENMUNI	3585.96
01/10/2026	EFT	EFT42087	631865272	OFFICEWORKS (ON LINE ORDERS ONLY)	NETGEAR AC1200 Wi-Fi USB Adaptor A6150-10000S	BENMUNI	144.95
01/10/2026	EFT	EFT42088	703	OZARB TREE SERVICE	Removal of dangerous trees - 202 Booth Street	BENMUNI	4020.00
01/10/2026	EFT	EFT42089	JB01885	PHOENIX GLASS	Replace smashed window to out building located Recreation Grounds - remove and refit security screens and reglaze damage window 1415x1402mm with clear laminated safety glass	BENMUNI	1230.75
01/10/2026	EFT	EFT42089	JB01992	PHOENIX GLASS	6.5 metre length white angle 20x30mm for swimming pool	BENMUNI	97.50
01/10/2026	EFT	EFT42090	INV-0304	PERGO AIR PTY LTD	Servicing and repair of 12 Air Conditioner units across all five bush fire brigade stations ahead of the high-threat period.	BENMUNI	2156.00
01/10/2026	EFT	EFT42091	36307	DOWN SOUTH WHOLESALE BUNBURY (THE TRUSTEE FOR TEEPEE TRUST) PFI SUPPLIES	Cleaning Consumables for Admin Office, Cleaning Consumables for Roche Park	BENMUNI	462.55
01/10/2026	EFT	EFT42091	38236	DOWN SOUTH WHOLESALE BUNBURY (THE TRUSTEE FOR TEEPEE TRUST) PFI SUPPLIES	Jumbo 2ply T/Roll PurePW300JB-F 300m 8Pk, 400g Mop Head RapidClean Red Each, Neutrol HD Low Foam MP Detergent RC 15lt, Compact H/T Pure Blue PWQCTB Ctn 2400, 2ply T/Roll 400 Sheet PURE PW400BF Ctn48, 36lt Bin Liner Lge White RapidCl Ctn1000, 73lt Bin Liner BLACK HD RapidC Ctn 250, Urinal Screen Cucumber Melon Green Box10, Urinal Screen Kiwi Grapefruit PurpleBox10, Biobreak Biodegradation Accelerant 15lt	BENMUNI	980.65
01/10/2026	EFT	EFT42092	240753922	PRIME SUPPLIES	CONTACT TIP, TAPERED, 0.9MM, TWECO NO4, 100016396, , INSULATOR, TWECO NO2 (PACK OF 2), P/N: 101153069, , MPN: TWI32A, GAS DIFFUSER, TWECO, TO SUIT WELDSKILL 155/185, R/H THREAD (PACK OF 2), P/N: 100098915, , MPN: BZH15R, NOZZLE, 16MM (5/8?) (TWECO STYLE) PROFAX, P/N: 100016760, , MPN: PX27S62	BENMUNI	60.22
01/10/2026	EFT	EFT42093	FB06COLLIE/AUG26	PEACE MARINE SERVICES	To conduct an AMSA Compliance Survey of the Collie State Emergency Services Flood Boat FB06 to ensure it meets regulatory requirements.	BENMUNI	1200.00
01/10/2026	EFT	EFT42094	INV-46758	QHSE INTEGRATED SOLUTIONS PTY LTD (SKYTRUST)	Skytrust Intelligence System (agreement - I-24-2674) - Monthly Subscription	BENMUNI	493.90
01/10/2026	EFT	EFT42095	12697	SOUTH WEST REFRIGERATION & AIRCONDITIONING (WA) PTY LTD	202 Booth Street - Supply and install of replacement aircon system	BENMUNI	3245.00
01/10/2026	EFT	EFT42095	12705	SOUTH WEST REFRIGERATION & AIRCONDITIONING (WA) PTY LTD	Air Cond - Library Meeting Room		726.00
01/10/2026	EFT	EFT42096	38780	STATION MOTORS	Clutch Pedal ASM, Freight	BENMUNI	233.20
01/10/2026	EFT	EFT42096	R65731	STATION MOTORS	15,000km Service for 102CO - Director Development Services vehicle.	BENMUNI	493.97
01/10/2026	EFT	EFT42097	SOS716684	SOS OFFICE EQUIPMENT	Monthly Service and Photocopier Billing for SES Printer As per Agreement - I-25-10309	BENMUNI	284.90
01/10/2026	EFT	EFT42098	INV-25869	SCAVENGER SUPPLIES Pty Ltd	Supply of Equipment Shire of Collie Volunteers. (Padlocks & Jerry Cans), Supply of PPE (Firefighting Googles)	BENMUNI	241.01
01/10/2026	EFT	EFT42099	9901779523	WINC AUSTRALIA PTY LTD	Stationary order - tax invoice book, cash receipt book, key tags, sheet protectors, extension lead, tissues, push pins, foldback clips, sugar, coffee and paper.	BENMUNI	531.08
01/10/2026	EFT	EFT42099	9050276719	WINC AUSTRALIA PTY LTD	Stationary order - refund of coffee due to short supply	BENMUNI	-38.60
01/10/2026	EFT	EFT42099	9901798983	WINC AUSTRALIA PTY LTD	Stationary Order - display book, sheet protector, pens, staple remover, coffee, dividers, tea, milk, sugar, milo, sticky notes, webcam, headset.	BENMUNI	643.24
01/10/2026	EFT	EFT42099	9901809063	WINC AUSTRALIA PTY LTD	Stationary order - paper, milk, milo, sugar, coffee, cups, tissues, notebooks, tea, pens and whiteboard markers.	BENMUNI	962.14
01/10/2026	EFT	EFT42099	9901809661	WINC AUSTRALIA PTY LTD	Winc Stationary Order - binding cover, coloured paper, gloves, sticky notes, USB, scissors, sheet protector, paper, pens, coffee.	BENMUNI	703.15
01/10/2026	EFT	EFT42099	9901813333	WINC AUSTRALIA PTY LTD	Stationary order - notebook, notepad, printer ink, coffee, sugar, milk, paper, sticky notes, milo, paper clips.	BENMUNI	1033.77

SHIRE OF COLLIE
Schedule of Paid Accounts - 16 September 2026 - 15 October 2026

Date	Method	EFT Batch	Invoice Reference	Vendor	Description	Fund	Amount
01/10/2026	EFT	EFT42100	17092026	STEELE VERNON	Sporting Scholarship - SSWA Cross Country Team - Steele Vernon	BENMUNI	250.00
01/10/2026	EFT	EFT42101	9186533	MARIO CONTARINO T/AS SOUTHWEST FIRE MITIGATION SERVICES	MAF Treatment 40476 - Collie Waste Facility - 1ha (Mechanical) - 1 day - Posi Mulcher - parkland clearing, mulching of vegetation, and under-pruning of trees, inc mob & demob.	BENMUNI	5225.00
01/10/2026	EFT	EFT42102	41015	TALIS CONSULTANTS	Water Sampling & Analysis at Gibbs Road Landfill Facility - Field work & Quarterly Reporting	BENMUNI	5668.49
01/10/2026	EFT	EFT42103	INV-0103	SUPERKINGS HOTELS PTY LTD T/A THE COLLIEFIELDS	Catering - Tuesday 8 September 2026 Ordinary Council Meeting	BENMUNI	390.00
01/10/2026	EFT	EFT42104	0691-S280142	TEAM GLOBAL EXPRESS PTY LTD	Freight from Interfire	BENMUNI	42.98
01/10/2026	EFT	EFT42105	3142000342	SYNERGY	ELECTRICITY 136338480 86 Throssell St, Collie WA 6225 (Rose Garden, Railway Station) 25/07/2026 - 17/09/2026	BENMUNI	177.05
01/10/2026	EFT	EFT42105	3142000342	SYNERGY	ELECTRICITY 212065320 1000 Davis St, Collie WA 6225 (Airstrip) 25/07/2026 - 17/09/2026	BENMUNI	133.32
01/10/2026	EFT	EFT42105	3142000342	SYNERGY	ELECTRICITY 103912390 6 Bridge St, Collie WA 6225 (Arboretum) 23/07/2026 - 21/09/2026	BENMUNI	129.86
01/10/2026	EFT	EFT42105	3142000342	SYNERGY	ELECTRICITY 218584750 130 Prinsep St, Collie WA 6225 (Footy Club) 21/07/2026 - 16/09/2026	BENMUNI	127.56
01/10/2026	EFT	EFT42105	3142000342	SYNERGY	ELECTRICITY 219603130 Lot 2850 Medic St, Collie WA 6225 (Bowling Club Lights) 20/07/2026 - 16/09/2026	BENMUNI	125.60
01/10/2026	EFT	EFT42105	3142000342	SYNERGY	ELECTRICITY 877067070 87 Throssell St, Collie WA (Admin Office) 6225 18/08/2026 - 14/09/2026	BENMUNI	1481.29
01/10/2026	EFT	EFT42105	3142000342	SYNERGY	ELECTRICITY 246254110 Loc 19242 Lefroy St, Collie WA 6225 (Skate Park) 21/07/2026 - 16/09/2026	BENMUNI	756.72
01/10/2026	EFT	EFT42105	3142000342	SYNERGY	ELECTRICITY 455985420 6 Ealing Rd, Preston Settlement WA 6225 (Collie-Preston BFB) 28/07/2026 - 23/09/2026	BENMUNI	183.76
01/10/2026	EFT	EFT42105	3142000342	SYNERGY	ELECTRICITY 875881440 109 Coombes St, Collie WA 6225 (Roche Park Soccer Club) 23/07/2026 - 21/09/2026	BENMUNI	272.99
01/10/2026	EFT	EFT42105	3142000342	SYNERGY	ELECTRICITY 519556300 Lot 6128 Harris River Rd, Collie WA 6225 (Harris River BFB) 02/07/2026 - 28/08/2026	BENMUNI	246.62
01/10/2026	EFT	EFT42105	3142000342	SYNERGY	ELECTRICITY 705015700 U A 21 Forrest St, Collie WA 6225 (Central Park) 23/07/2026 - 21/09/2026	BENMUNI	2091.06
01/10/2026	EFT	EFT42105	3142000342	SYNERGY	ELECTRICITY 542729470 0 Roberts St, Collie WA 6225 (Tennis Court) 20/07/2026 - 16/09/2026	BENMUNI	408.88
01/10/2026	EFT	EFT42105	3142000342	SYNERGY	ELECTRICITY 583356210 Lot 1970 Denton Rd, Collie WA 6225 (Neath Park) 07/07/2026 - 02/09/2026	BENMUNI	71.90
01/10/2026	EFT	EFT42105	3142000342	SYNERGY	ELECTRICITY 012913740 109 Coombes St, Collie WA 6225 (Roche Park) 18/08/2026 - 14/09/2026	BENMUNI	1381.48
01/10/2026	EFT	EFT42105	3142000342	SYNERGY	ELECTRICITY 081340020 Lot 2751 U TS Steere St, Collie WA 6225 (Spicer Park) 14/07/2026 - 10/09/2026	BENMUNI	143.19
01/10/2026	EFT	EFT42105	3142000342	SYNERGY	ELECTRICITY 514824540 15 Buckingham Way, Collie WA 6225 (Buckingham Way Park) 07/07/2026 - 02/09/2026	BENMUNI	126.42
01/10/2026	EFT	EFT42105	3142000342	SYNERGY	ELECTRICITY 489294520 Loc 15195 U A Coombes St, Collie WA 6225 (Wallsend Area Flood Lighting) 23/07/2026 - 21/09/2026	BENMUNI	129.86
01/10/2026	EFT	EFT42105	3142000342	SYNERGY	ELECTRICITY 238621550 Lot 1531 Rowley St, Collie WA 6225(Heritage Park) 28/07/2026 - 22/09/2026	BENMUNI	121.34
01/10/2026	EFT	EFT42105	3142000342	SYNERGY	ELECTRICITY 428265630 Throssell St, Collie WA 6225 (Baarnimarr Reconciliation Park) 28/07/2026 - 27/08/2026	BENMUNI	63.05
01/10/2026	EFT	EFT42105	3142000342	SYNERGY	ELECTRICITY 982318720 Lot 391 Dudley St, Collie Burn WA 6225 (Old Collie Burn BFB) 28/07/2026 - 23/09/2026	BENMUNI	228.16
01/10/2026	EFT	EFT42105	3142000342	SYNERGY	ELECTRICITY 609132670 Lot 1308 Prinsep St, Collie WA 6225 (Radio Tower) 07/07/2026 - 02/09/2026	BENMUNI	1014.30

SHIRE OF COLLIE
Schedule of Paid Accounts - 16 September 2026 - 15 October 2026

Date	Method	EFT Batch	Invoice Reference	Vendor	Description	Fund	Amount
01/10/2026	EFT	EFT42105	3142000342	SYNERGY	ELECTRICITY 606495630 Lot 1000 U 51 Crampton St, Collie WA 6225 (Lions Park) 28/07/2026 - 23/09/2026	BENMUNI	141.26
01/10/2026	EFT	EFT42105	3142000342	SYNERGY	ELECTRICITY 577930670 Loc 15195 Coombes St, Collie WA 6225 (Wallsend Ground) 18/08/2026 - 14/09/2026	BENMUNI	616.68
01/10/2026	EFT	EFT42105	3142000342	SYNERGY	ELECTRICITY 057431530 24 Simmonds St, Cardiff WA 6225 (Old Cardiff BFB) 24/07/2026 - 22/09/2026	BENMUNI	129.86
01/10/2026	EFT	EFT42105	3142000342	SYNERGY	ELECTRICITY 395602740 Lot 964 Wittenoom St, Collie WA 6225 (Swimming Pool) 18/08/2026 - 14/09/2026	BENMUNI	1320.14
01/10/2026	EFT	EFT42105	3142000342	SYNERGY	ELECTRICITY 446768030 Laurie St, Collie WA 6225 (Barbara Smith Playground) 16/07/2026 - 14/09/2026	BENMUNI	132.84
01/10/2026	EFT	EFT42105	3142000342	SYNERGY	ELECTRICITY 254858780 8 Morrison Way, Collie WA 6225 (Depot) 21/08/2026 - 18/09/2026	BENMUNI	1452.95
01/10/2026	EFT	EFT42105	3142000342	SYNERGY	ELECTRICITY 311785380 Lot 328 Medic St, Collie WA 6225 (Old Skate Park) 20/07/2026 - 16/09/2026	BENMUNI	152.32
01/10/2026	EFT	EFT42105	3142000342	SYNERGY	ELECTRICITY 326769270 Lot 2867 Forrest St, Collie WA 6225 (Forrest Street Lights) 23/07/2026 - 17/09/2026	BENMUNI	2426.38
01/10/2026	EFT	EFT42105	3142000342	SYNERGY	ELECTRICITY 334707890 Lot 422 Simmonds St, Cardiff WA 6225 (Collie Burn - Cardiff BFB) 24/07/2026 - 22/09/2026	BENMUNI	296.91
01/10/2026	EFT	EFT42105	3142000342	SYNERGY	ELECTRICITY 696151550 Loc 30555 Paul St, Collie WA 6225 (Roche Park Cricket Oval) 23/07/2026 - 21/09/2026	BENMUNI	133.69
01/10/2026	EFT	EFT42105	3142000342	SYNERGY	ELECTRICITY 261855670 81 Forrest St, Collie WA 6225 (Central Park Lights) 23/07/2026 - 18/09/2026	BENMUNI	1450.99
01/10/2026	EFT	EFT42106	PI 2716521	WESTRAC EQUIPMENT PTY LTD	439-5037 Filter SA-SE for Compactor	BENMUNI	307.82
01/10/2026	EFT	EFT42106	PI 2723565	WESTRAC EQUIPMENT PTY LTD	Coupler GP 373-6968 (P758)	BENMUNI	253.69
01/10/2026	EFT	EFT42107	12002	COLLIE BIN HIRE	Twice weekly pump out and refill with water 4 portable toilets at Black Diamond	BENMUNI	3136.32
01/10/2026	EFT	EFT42107	12393	COLLIE BIN HIRE	Pump out RV dump points at Collie Visitors Centre	BENMUNI	506.00
01/10/2026	EFT	EFT42108	0072 9021019406	WATER CORPORATION	WATER ACCOUNT 9021019406 26 Morrison Way Collie (Depot) Water Use and Service Charge 21/07/2026 - 21/09/2026	BENMUNI	297.10
01/10/2026	EFT	EFT42108	0151 9006805679	WATER CORPORATION	WATER ACCOUNT 9006805409 27 Bedlington St Allanson (Allanson BFB) Water Use and Service Charge 23/07/2026 - 23/09/2026	BENMUNI	57.28
01/10/2026	EFT	EFT42108	0201 9006813927	WATER CORPORATION	WATER ACCOUNT 9006813927 Wittenoom St Collie Lot 954 (Old Radio Station) Water Use and Service Charge 27/07/2026 - 24/09/2026	BENMUNI	128.20
01/10/2026	EFT	EFT42108	0204 9006814954	WATER CORPORATION	WATER ACCOUNT 9006814954 87 Throssell St Collie (Admin Office) Water Use and Service Charge 27/07/2026 - 24/09/2026	BENMUNI	245.00
01/10/2026	EFT	EFT42108	0206 9006814575	WATER CORPORATION	WATER ACCOUNT 9006814575 161 Throssell St Collie (Museum) Water use and Service Charge 28/07/2026 - 24/09/2026	BENMUNI	70.12
01/10/2026	EFT	EFT42108	0200 9006814962	WATER CORPORATION	WATER ACCOUNT 9006814962 85 Throssell St Collie (Pool) Water Use and Service Charge 27/07/2026 - 24/09/2026	BENMUNI	457.39
01/10/2026	EFT	EFT42108	0165 9006815084	WATER CORPORATION	WATER ACCOUNT 9006815084 Throssell St Collie Lot 2881 (Truck Bay) Water Use and Service Charge 24/07/2026 - 24/09/2026	BENMUNI	201.18
01/10/2026	EFT	EFT42108	0178 9006815500	WATER CORPORATION	WATER ACCOUNT 9006815500 81 Forrest St Collie (Central Park) Water Use and Service Charge 27/07/2026 - 24/09/2026	BENMUNI	43.33
01/10/2026	EFT	EFT42108	0199 9006813935	WATER CORPORATION	WATER ACCOUNT 9006813935 20 Steere St Collie (Library) Water Use and Service Charge 27/07/2026 - 24/09/2026	BENMUNI	174.63
01/10/2026	EFT	EFT42109	1242375	WA DISTRIBUTORS	Consumables for kiosk	BENMUNI	666.70
01/10/2026	EFT	EFT42110	80090518537	ZOHO CORPORATION PTY LTD	Annual Subscription for Zoho Forms Premium Edition incl. 10% discount	BENMUNI	1603.80
15/10/2026	EFT	EFT42111	MB-1343393	ECONOMIC DEVELOPMENT AUSTRALIA LIMITED	Economic Development Australia - Individual Membership 12 Months (S32 Partnership)	BENMUNI	580.00
15/10/2026	EFT	EFT42112	INV-5363	GLEN FLOOD GROUP PTY LTD T/A GFG TEMP ASSIST	Assets Facilities Coordinator - Contractor	BENMUNI	5679.85

SHIRE OF COLLIE
Schedule of Paid Accounts - 16 September 2026 - 15 October 2026

Date	Method	EFT Batch	Invoice Reference	Vendor	Description	Fund	Amount
15/10/2026	EFT	EFT42113	782886	ARROW BRONZE	Memorial Rose Garden plaque order plus delivery.	BENMUNI	334.44
15/10/2026	EFT	EFT42114	PC3189	AIR LIQUIDE WA PTY LTD	Monthly gas cylinder rental for Depot workshop 01/09/2026-30/09/2026	BENMUNI	28.16
15/10/2026	EFT	EFT42115	INV-28147	AMD AUDIT & ASSURANCE PTY LTD	This audit is required to close out the grant acquittal and final report for the Collie Futures Small Grant Program: CFSGP138 Shire of Collie Celebrating Collie's History Event/s.	BENMUNI	2035.00
15/10/2026	EFT	EFT42116	ABFB 082026	ALLANSON BUSHFIRE BRIGADE	Drinks for Appliances	BENMUNI	149.40
15/10/2026	EFT	EFT42117	INV-393343-D8R8W6	BUILDING & CONSTRUCTION INDUSTRY	BCITF levy September 2026 - 2026033	BENMUNI	251.75
15/10/2026	EFT	EFT42118	INV-26763	BELL FIRE EQUIPMENT	3 x annual service on SCBA sets, 1 x annual check on extra cylinder, Parts required, Return freight - Bunbury / Perth / Bunbury	BENMUNI	1752.30
15/10/2026	EFT	EFT42119	2706/99848256	BUNNINGS BUILDING SUPPLIES	Citeco 4m 250kg Industrial Aluminium Plank for Cemetery services	BENMUNI	435.10
15/10/2026	EFT	EFT42120	SI6560439	J. BLACKWOOD & SON PTY LTD	Kingcraft - Jug with Tap - Cooler - Blue - 5L	BENMUNI	447.92
15/10/2026	EFT	EFT42121	I-867	BARION PTY LTD	EP20KBF Endura-Patch 20kg Bags	BENMUNI	1948.32
15/10/2026	EFT	EFT42122	112595	BETTER TELCO SOLUTIONS (BTS)	Install 4G Communicator into admin building lift	BENMUNI	2163.15
15/10/2026	EFT	EFT42123	00008208	COLLIE AUTO ELECTRICS	Supply and fit LED number plate light to CO8554	BENMUNI	180.00
15/10/2026	EFT	EFT42123	00008213	COLLIE AUTO ELECTRICS	Supply and fit new uhf radio and aerial to CO30614	BENMUNI	550.00
15/10/2026	EFT	EFT42123	00008217	COLLIE AUTO ELECTRICS	AC on Loader 18.	BENMUNI	350.00
15/10/2026	EFT	EFT42124	INV-1742	SCOTT CHRISTINGER	Replace faulty tube globe at Admin Office and Depot	BENMUNI	346.50
15/10/2026	EFT	EFT42125	INV 2308957	STATEWIDE BEARINGS	UC207 Dual Seal	BENMUNI	45.54
15/10/2026	EFT	EFT42125	INV 2308997	STATEWIDE BEARINGS	1/2 Bsp Caps	BENMUNI	13.20
15/10/2026	EFT	EFT42125	INV 2309047	STATEWIDE BEARINGS	12 Pce Punch and Chisel Set, V-Belts	BENMUNI	95.70
15/10/2026	EFT	EFT42125	INV 230903	STATEWIDE BEARINGS	V-Belt	BENMUNI	82.50
15/10/2026	EFT	EFT42126	286490	PETE'S	PPE for Weigh Bridge Shifts	BENMUNI	294.70
15/10/2026	EFT	EFT42126	286637	PETE'S	P&G New Staff Member Uniforms	BENMUNI	704.25
15/10/2026	EFT	EFT42126	286620	PETE'S	Uniforms Manager Operations	BENMUNI	817.75
15/10/2026	EFT	EFT42127	4042692752	BOC LIMITED	Oxygen - medical c size cylinders - pool	BENMUNI	14.94
15/10/2026	EFT	EFT42128	INV-4747	COLLIE CHAMBER OF COMMERCE & INDUSTRY	ED&T Strategy Stakeholder Engagement - Shop Local Vouchers (S32 Partnership)	BENMUNI	500.00
15/10/2026	EFT	EFT42128	INV-4856	COLLIE CHAMBER OF COMMERCE & INDUSTRY	ED&T Strategy Stakeholder Engagement - Business Connections Event (S32 Partnership)	BENMUNI	550.00
15/10/2026	EFT	EFT42129	INV-36929	CROSS SECURITY SERVICES	Security checks/changes to Library, Check pads at Depot	BENMUNI	698.72
15/10/2026	EFT	EFT42130	5818357	CHARGEFOX PTY LTD	Connector Management Fees for Forrest Street Collie Station 4039 from 01/09/2026 - 30/09/2026	BENMUNI	31.35
15/10/2026	EFT	EFT42131	00007073	CHAPPELL LANDSCAPING	Two loads of sand for sand bags as per email from CESM	BENMUNI	210.00
15/10/2026	EFT	EFT42131	00007072	CHAPPELL LANDSCAPING	20l Round Up-Frog Friendly	BENMUNI	240.00
15/10/2026	EFT	EFT42132	14102026	TRUSTEE FOR CPINC DISCRETIONARY TRUST	Staff Rental Accommodation: Period 02.11.2026 - 29.11.2026	BENMUNI	2600.00
15/10/2026	EFT	EFT42133	INV-0908	DELOS DELTA	Consultancy - Economic Development & Tourism Strategy (S32 Partnership)	BENMUNI	9442.40
15/10/2026	EFT	EFT42133	INV-0910	DELOS DELTA	In-Person Committee Session 1 - Economic Development & Tourism Strategy (S32 Partnership)	BENMUNI	5417.50
15/10/2026	EFT	EFT42134	BSL SEP 2026	DEPARTMENT OF LOCAL GOVERNMENT, INDUSTRY REGULATION AND SAFETY	Building permits x 18 (services levy) September 2026	BENMUNI	2552.42
15/10/2026	EFT	EFT42135	61639	ELITE CLEANING WA (DARREN MANNING)	Roof clean & treatment - 202 Booth Street	BENMUNI	4059.00
15/10/2026	EFT	EFT42136	21451623	FULTON HOGAN INDUSTRIES PTY LTD	10 x bags of Ezy-Street road repair-RED	BENMUNI	640.75
15/10/2026	EFT	EFT42137	199070049	HENDERSON HARDWARE	Ultrabond Epoxy Resin 300ml	BENMUNI	38.50
15/10/2026	EFT	EFT42137	199070199	HENDERSON HARDWARE	Key Cut Single Side	BENMUNI	9.00
15/10/2026	EFT	EFT42137	199072327	HENDERSON HARDWARE	Tie Wire Galv 2.5mmx24m	BENMUNI	6.40

SHIRE OF COLLIE
Schedule of Paid Accounts - 16 September 2026 - 15 October 2026

Date	Method	EFT Batch	Invoice Reference	Vendor	Description	Fund	Amount
15/10/2026	EFT	EFT42137	199072326	HENDERSON HARDWARE	Tie Wire Dispenser Pk .9mmx50M	BENMUNI	7.25
15/10/2026	EFT	EFT42138	2025153	INDUSTRY MAINTENANCE SOLUTIONS	Refund of BSL for Building Permit #2025153	BENMUNI	61.65
15/10/2026	EFT	EFT42139	13102026	JOE ITALIANO	Travel Reimbursement Deputy Shire President - WALGA AGM 17/09/2026	BENMUNI	227.50
15/10/2026	EFT	EFT42140	649686	JAPANESE TRUCK & BUS SPARES PTY LTD	JHDFE7JJMXXX10170 HEADLAMP ASSY RHS OE, JHHYDJ2H90K004064 SEAT BELT FRONT LHS & RHS O	BENMUNI	2163.00
15/10/2026	EFT	EFT42141	W 6762	JW CROSS MAINTENANCE PTY LTD	Bradbury Road Bridge Repair to Approach, Bradbury Road Tree Root Repair, Ealing Road Tree Root Repair, Hoddell Road Tree Root Removal & Repair, Ogden Street Driveway Reinstatement (Shire Damaged)	BENMUNI	35915.00
15/10/2026	EFT	EFT42142	91524815	NUTRIEN AG SOLUTIONS LIMITED	55302290*, PCTI SUREFIRE MULTI TURF 10L, 55024982*, AGRC ENVIRODYE BLUE 5L, 55206338*, GALL RING TOP POST EX HD 7MM 850MM (10), 55313849*, NFRB TURF PLUS 25KG	BENMUNI	1766.60
15/10/2026	EFT	EFT42143	100-164622-02	LGIS WA	2026-27 Shire of Collie Insurance payment 2	BENMUNI	456307.75
15/10/2026	EFT	EFT42144	12102026	MARK GUTHRIE	Library School Holidays Joke Book Workshop 1 Oct 2026	BENMUNI	250.00
15/10/2026	EFT	EFT42145	INV-8336	NIGHTGUARD SECURITY SERVICES (WA) PTY LTD	Security Patrols - Depot - Apr 26, Security Patrols - Waste Transfer Station - Apr 26	BENMUNI	1188.00
15/10/2026	EFT	EFT42145	INV-8337	NIGHTGUARD SECURITY SERVICES (WA) PTY LTD	Security Patrols - Depot - May 26, Security Patrols - Waste Transfer Station - May 26	BENMUNI	1188.00
15/10/2026	EFT	EFT42145	INV-8338	NIGHTGUARD SECURITY SERVICES (WA) PTY LTD	Security Patrols - Depot - Jun 26, Security Patrols - Waste Transfer Station - Jun 26	BENMUNI	1188.00
15/10/2026	EFT	EFT42145	INV-8339	NIGHTGUARD SECURITY SERVICES (WA) PTY LTD	Security Patrols - Depot - Jul 26, Security Patrols - Waste Transfer Station - Jul 26	BENMUNI	1188.00
15/10/2026	EFT	EFT42145	INV-8340	NIGHTGUARD SECURITY SERVICES (WA) PTY LTD	Security Patrols - Depot - Aug 26, Security Patrols - Waste Transfer Station - Aug 26	BENMUNI	1188.00
15/10/2026	EFT	EFT42146	A3694	NORM HART SETTLEMENTS	Rates refund for assessment A3694	BENMUNI	95.15
15/10/2026	EFT	EFT42147	INV-7984	PILATTI BROS TRANSPORT	6m3 - 25/14 concrete supplied and delivered to Caufield Street	BENMUNI	2258.30
15/10/2026	EFT	EFT42148	38382	DOWN SOUTH WHOLESALE BUNBURY (THE TRUSTEE FOR TEEPEE TRUST) PFI SUPPLIES	Cleaning Supplies Administration Building	BENMUNI	364.10
15/10/2026	EFT	EFT42148	39010	DOWN SOUTH WHOLESALE BUNBURY (THE TRUSTEE FOR TEEPEE TRUST) PFI SUPPLIES	Cleaning Supplies Administration Building	BENMUNI	124.40
15/10/2026	EFT	EFT42149	1743930	THE PRINT SHOP BUNBURY	Envelope order - Final rates notices & First instalment notices	BENMUNI	1248.50
15/10/2026	EFT	EFT42150	INV-21682	P & S GRIGGS PLUMBING	Purchase Order for unblocking of public toilets, dump points & emergency callouts.	BENMUNI	132.00
15/10/2026	EFT	EFT42150	INV-21683	P & S GRIGGS PLUMBING	Wallsend Grounds - Cap Water Supply to Trotting Track after Fire	BENMUNI	220.00
15/10/2026	EFT	EFT42150	INV-21635	P & S GRIGGS PLUMBING	Clean gutters at PCYC	BENMUNI	451.00
15/10/2026	EFT	EFT42150	INV-21698	P & S GRIGGS PLUMBING	Purchase Order for unblocking of public toilets, dump points & emergency callouts.	BENMUNI	225.50
15/10/2026	EFT	EFT42151	I40105	PAULL AND WARNER RESOURCES PTY LTD T/AS SOUTH WEST FIRE	Repair of Harris River 1.4R following a incident where it reversed into a tree at DFES Incident #814630 - TGS Norm Road x Harris River Road	BENMUNI	1377.88
15/10/2026	EFT	EFT42151	I40103	PAULL AND WARNER RESOURCES PTY LTD T/AS SOUTH WEST FIRE	Repairs to Allanson 3.4U (N380) repair RH rear indicators - Plant Number: P120	BENMUNI	1350.32
15/10/2026	EFT	EFT42151	I40102	PAULL AND WARNER RESOURCES PTY LTD T/AS SOUTH WEST FIRE	Supply of 3x camlock adaptors for Allanson BFB.	BENMUNI	362.59
15/10/2026	EFT	EFT42151	I40104	PAULL AND WARNER RESOURCES PTY LTD T/AS SOUTH WEST FIRE	Annual Servicing of the SES General Rescue Trailer - Plant Number: P692	BENMUNI	1887.11
15/10/2026	EFT	EFT42152	61423	RIVER VALLEY VETS	Standing Purchase Order for vet services supplied by River Valley Vets for FY 2026 - 2027, as per Service Agreement	BENMUNI	400.00
15/10/2026	EFT	EFT42153	2534#5	COLLIE MOWERS AND MORE	Sulfuric Acid 34% 15L Cube	BENMUNI	36.50

SHIRE OF COLLIE
Schedule of Paid Accounts - 16 September 2026 - 15 October 2026

Date	Method	EFT Batch	Invoice Reference	Vendor	Description	Fund	Amount
15/10/2026	EFT	EFT42153	2715#3	COLLIE MOWERS AND MORE	Chain Picco Micro 71PM3, Chain Picco Micro 71PM3, Chain 3613 Picco Micro 50 Link Box, Chain 3613 Picco Micro 50 Link Box, Mowing Head AutoCut 27-2, Mowing Head AutoCut 27-2	BENMUNI	262.00
15/10/2026	EFT	EFT42153	2741#4	COLLIE MOWERS AND MORE	A/C GX240/270 Air3704 17210 ZE3 505	BENMUNI	35.00
15/10/2026	EFT	EFT42153	2755#4	COLLIE MOWERS AND MORE	Chain 3621 3/8 063 RSC 84 Link Box	BENMUNI	75.00
15/10/2026	EFT	EFT42153	2766#4	COLLIE MOWERS AND MORE	Mowing Head AutoCut 6 2 4006 710 2126	BENMUNI	45.00
15/10/2026	EFT	EFT42153	2789#4	COLLIE MOWERS AND MORE	1 x large Stihl Brush cutter harness, 1 x large Stihl Brush cutter harness, 1 x large Stihl Brush cutter harness, 1 x large Stihl Brush cutter harness, 1 x large Stihl Brush cutter harness, 1 x XL Stihl Brush cutter harness	BENMUNI	508.00
03/09/2026	EFT	EFT42154	SIN-4355807	STEWART & HEATON CLOTHING CO PTY LTD	Supply of PPE/PPC for Volunteer Firefighters in the Shire of Collie	BENMUNI	1771.31
12/10/2026	EFT	EFT42154	SIN-4378976	STEWART & HEATON CLOTHING CO PTY LTD	Supply of PPC/PPE for firefighting operations for new members.	BENMUNI	3445.97
15/10/2026	EFT	EFT42155	339371	SAPIO PTY LTD	Replacement camera for broken camera at the Skate Park - Hanwha Vision 5MP AI IR Fixed Lens Vandal Dome Camera with all fittings, brackets, install materials with labour and travel	BENMUNI	2296.49
15/10/2026	EFT	EFT42156	1010354	SAVANA ENVIRONMENTAL AUSTRALIA PTY LTD	intermittent covering of the C&D pile at Waste Facility	BENMUNI	5388.04
15/10/2026	EFT	EFT42157	CFLINV102207	SULLIVAN LOGISTICS T/A COLLIE FREIGHTLINES	Freight form Westrac to Depot	BENMUNI	41.66
15/10/2026	EFT	EFT42157	CFLINV102326	SULLIVAN LOGISTICS T/A COLLIE FREIGHTLINES	Freight from Westrac to Depot	BENMUNI	156.99
15/10/2026	EFT	EFT42157	CFLINV102376	SULLIVAN LOGISTICS T/A COLLIE FREIGHTLINES	Freight from Japanese Truck & Bus Spares to Depot	BENMUNI	66.69
15/10/2026	EFT	EFT42158	INV-0319	SPACEMARKET PROJECTS PTY LTD	Pop-Up Shop Activation - Setup, Establishment and Handover (S32 Partnership)	BENMUNI	4400.00
15/10/2026	EFT	EFT42159	9901821370	WINC AUSTRALIA PTY LTD	Stationary order - paper, rubber bands, sheet protectors, sticky notes, staple remover, tape, highlighter, coloured paper, pens, tea bags, sugar, paper clips, foldback clips, whiteboard markers.	BENMUNI	445.03
15/10/2026	EFT	EFT42160	576472	THOMSON AUTO PARTS	RG Colorado Service Kit, EPLUS5W40007 Enviro+Eng oil 5w40 7L	BENMUNI	189.00
15/10/2026	EFT	EFT42160	576521	THOMSON AUTO PARTS	slings for back floe meter install	BENMUNI	42.00
15/10/2026	EFT	EFT42160	576535	THOMSON AUTO PARTS	Battery	BENMUNI	143.00
15/10/2026	EFT	EFT42160	576556	THOMSON AUTO PARTS	Filter Pack, Penrite Eplus 10W40, Globes 24V, Narva Globes	BENMUNI	183.01
15/10/2026	EFT	EFT42160	576567	THOMSON AUTO PARTS	Enviro+Eng Oil 5W30, Funnel Set	BENMUNI	57.01
15/10/2026	EFT	EFT42160	576679	THOMSON AUTO PARTS	Globe 12V 21/5W	BENMUNI	10.00
15/10/2026	EFT	EFT42160	576705	THOMSON AUTO PARTS	Supply a vehicle jack for the Ford Ranger at Collie State Emergency Services.	BENMUNI	380.00
15/10/2026	EFT	EFT42160	576761	THOMSON AUTO PARTS	Penrite Red Coolant 5L	BENMUNI	90.00
15/10/2026	EFT	EFT42160	576754	THOMSON AUTO PARTS	Rotating Beacon	BENMUNI	150.00
15/10/2026	EFT	EFT42160	576757	THOMSON AUTO PARTS	Blister Pk 12V Hi	BENMUNI	13.00
15/10/2026	EFT	EFT42160	576773	THOMSON AUTO PARTS	SNATCH STRAP 60MM X 9M 6500KG	BENMUNI	69.00
15/10/2026	EFT	EFT42160	576813	THOMSON AUTO PARTS	Battery for 113 CO	BENMUNI	355.00
15/10/2026	EFT	EFT42160	576989	THOMSON AUTO PARTS	22NP330D-S4 Battery	BENMUNI	150.00
15/10/2026	EFT	EFT42160	577002	THOMSON AUTO PARTS	WK 50 RG COLORADO SERVICE KIT, WRCA224P CABIN FILTER, ENGINE OIL 5W 40 7L	BENMUNI	222.00
15/10/2026	EFT	EFT42160	577015	THOMSON AUTO PARTS	F10 Fuel Treatment for Compactor	BENMUNI	100.00
15/10/2026	EFT	EFT42161	153902#6	T-QUIP	G2-0302 TOP71-4740-03 END-ROD TIE, B1-0605 MSPC3-310 LATCH-PUSH TO CLOSE, FRC-4 TOP108-3841 FILTER ENG OIL SPIN-ON, FRC-2 TOP110-9049 FILTER-DIESEL SPIN ON., FRC-5 TOP108-5194 FILTER- HYD OIL SPIN-ON.	BENMUNI	630.53
15/10/2026	EFT	EFT42162	3474306	TYREPOWER	Emergency repairs to punctured tyre	BENMUNI	485.00
15/10/2026	EFT	EFT42162	3474732	TYREPOWER	Maxxis 245/70R16 AT811 Razr AT, Disposal 4wd Tyre	BENMUNI	390.00
15/10/2026	EFT	EFT42162	3475748	TYREPOWER	Replace damaged tyre and supply matching tyre	BENMUNI	690.00

SHIRE OF COLLIE
Schedule of Paid Accounts - 16 September 2026 - 15 October 2026

Date	Method	EFT Batch	Invoice Reference	Vendor	Description	Fund	Amount
15/10/2026	EFT	EFT42163	INV-0187	TLC CARPET & TILE CLEANING	Cleaning tender- fulfilling scope of works as per contract	BENMUNI	13707.17
15/10/2026	EFT	EFT42164	526472-289	TELAIR PTY LTD	Mobile phone and data services standing order.	BENMUNI	751.99
15/10/2026	EFT	EFT42164	TA22680-087	TELAIR PTY LTD	Network services and Phone System for Admin Building, Depot, Roche Park and WTS	BENMUNI	3379.60
15/10/2026	EFT	EFT42165	0692-S280142	TEAM GLOBAL EXPRESS PTY LTD	Freight from Interfire	BENMUNI	45.98
15/10/2026	EFT	EFT42165	0693-S280142	TEAM GLOBAL EXPRESS PTY LTD	Freight from Interfire	BENMUNI	44.04
15/10/2026	EFT	EFT42165	0694-S280142	TEAM GLOBAL EXPRESS PTY LTD	Freight from Interfire	BENMUNI	35.04
15/10/2026	EFT	EFT42165	0695-S280142	TEAM GLOBAL EXPRESS PTY LTD	Freight from Westrac to Depot	BENMUNI	36.32
15/10/2026	EFT	EFT42166	I64699	FK Thompson and Associates T/A Thompson Surveying Consultants	Part 1 – Model prep and base line reports	BENMUNI	3520.00
15/10/2026	EFT	EFT42166	I64702	FK Thompson and Associates T/A Thompson Surveying Consultants	Pegging and surveying of three properties to be sold by way of Auction	BENMUNI	3520.00
15/10/2026	EFT	EFT42167	P0130	VON BIBRA SIGNS	2 x Pre-Printed whiteboards for PSI Meetings at Depot	BENMUNI	495.00
15/10/2026	EFT	EFT42168	10121	VDW ELECTRICAL	Emergency works at Worsley BFB for submersible pump	BENMUNI	770.00
15/10/2026	EFT	EFT42169	1001448960	SYNERGY	ELECTRICITY 900048926 2A Pendleton St Collie (Staff Housing) 16/07/2026 - 03/08/2026	BENMUNI	46.57
15/10/2026	EFT	EFT42170	PI 2766111	WESTRAC EQUIPMENT PTY LTD	384-9992 Seal O-ring, Elbow	BENMUNI	54.97
15/10/2026	EFT	EFT42170	PI 2766112	WESTRAC EQUIPMENT PTY LTD	258-2829 Breather, 142-8937 Cap A	BENMUNI	118.87
15/10/2026	EFT	EFT42170	PI 2774584	WESTRAC EQUIPMENT PTY LTD	10R-5407 Pump GP Wate Core Charge, 641-5407 Sensor AS-LE, 6V-1249 Grommet, 230-6368 Battery, 147-0182 Seal Oring, 384-9992 Seal Oring	BENMUNI	1599.75
15/10/2026	EFT	EFT42171	12512	COLLIE BIN HIRE	Pumping out of Septics & Dump Points.	BENMUNI	924.00
15/10/2026	EFT	EFT42171	12519	COLLIE BIN HIRE	Pumping out of Septics & Dump Points.	BENMUNI	924.00
15/10/2026	EFT	EFT42171	12523	COLLIE BIN HIRE	Pumping out of Septics & Dump Points	BENMUNI	924.00
15/10/2026	EFT	EFT42172	SI-020409	WA LOCAL GOVERNMENT ASSOCIATION (WALGA)	Essential Skills for Independent Audit Risk and Improvement Committee Members 20 Nov 2026	BENMUNI	715.00
15/10/2026	EFT	EFT42173	0163 9006839828	WATER CORPORATION	WATER ACCOUNT 9006839828 9 Park St Collie (Staff Housing) Water Use Charge 30/07/2026 - 01/10/2026	BENMUNI	31.62
15/10/2026	EFT	EFT42174	INV-0764	XTRA MILE COMPUTING SERVICES	LABOUR, assist SES in renewing the expired not-for-profit MS Office license.	BENMUNI	100.00
Payment by Petty Cash							
24/09/2026	CHQ	82602	RP04082026	SHIRE OF COLLIE - PETTY CASH	Kiosk items - milk, bread, cheese, coffee, sugar, pies, sausage rolls, Cleaning products	BENMUNI	282.30
Payroll							
24/09/2026	EFT		180	SHIRE PAYROLL	PAYROLL PPE 20.09.2026	BENMUNI	164870.72
08/10/2026	EFT		181	SHIRE PAYROLL	PAYROLL PPE 04.10.2026	BENMUNI	173816.34
					INCLUDING BELOW REIMBURSMENTS		
					STAFF REIMBURSEMENT - Vacuum Cleaner for Roche Park		158.00
					STAFF REIMBURSEMENT - Cleaning Supplies for Admin Office		25.80
					STAFF REIMBURSEMENT - Parking at WALGA conference		32.00
30/09/2026	DD	DD34523.2	PPE 20.09.2026	Precision Administration Services Pty Ltd (BEAM)	Superannuation payable for PPE 20.09.2026	BENMUNI	31079.75
09/10/2026	DD	DD34579.1	PPE 04.10.2026	Precision Administration Services Pty Ltd (BEAM)	Superannuation Payable for PPE 04.10.2026	BENMUNI	32392.98
Payments made by direct debit							
21/09/2026	DD	DD34556.1	9433036762	AMPOL	Bulk Fuel Delivery 3200L	BENMUNI	7720.06
21/09/2026	DD	DD34556.1	9433153468	AMPOL	Bulk Fuel Delivery 2500L	BENMUNI	6431.98
24/09/2026	DD	DD34557.1	1014935725	AUSTRALIA POST	Admin postage - August 2026	BENMUNI	558.21

SHIRE OF COLLIE
Schedule of Paid Accounts - 16 September 2026 - 15 October 2026

Date	Method	EFT Batch	Invoice Reference	Vendor	Description	Fund	Amount
24/09/2026	DD	DD34558.1	1014938448	AUSTRALIA POST	Library postage - August 2026	BENMUNI	135.00
21/09/2026	DD	DD34559.1	147527263	IINET CONNECT BETTER	NBN25 Satellite Monthly Charge (21/09/2026 - 21/10/2026) - Bush Fire Brigades	BENMUNI	224.95
24/09/2026	DD	DD34560.1	00013475A	COLLIE GALLERY GROUP INC.	Collie Art Gallery Operating Grant Payment 1 of 4	BENMUNI	22700.00
21/09/2026	DD	DD34561.1	21092026	Loacal Group Pty Ltd t/as LJ Hooker Property SW	Rental Agreement - 2A Pendleton Street, Collie	BENMUNI	600.00
28/09/2026	DD	DD34562.1	28092026	Loacal Group Pty Ltd t/as LJ Hooker Property SW	Rental Agreement - 2A Pendleton Street, Collie	BENMUNI	600.00
05/10/2026	DD	DD34563.1	05102026	Loacal Group Pty Ltd t/as LJ Hooker Property SW	Rental Agreement - 2A Pendleton Street, Collie	BENMUNI	600.00
12/10/2026	DD	DD34564.1	12102026	Loacal Group Pty Ltd t/as LJ Hooker Property SW	Rental Agreement - 2A Pendleton Street, Collie	BENMUNI	600.00
08/10/2026	DD	DD34565.1	INV95	TCS SPARKLE SQUAD	202 Booth St, Collie WA - deep clean	BENMUNI	520.00
08/10/2026	DD	DD34566.1	INV-8409	CLOUD PAYMENT GROUP	Court Filing and Legal Fees	BENMUNI	39503.75
08/10/2026	DD	DD34567.1	INV-8486	CLOUD PAYMENT GROUP	Court Filing and Legal Fees	BENMUNI	7535.83
08/10/2026	DD	DD34568.1	08102026	3E ADVANTAGE PTY LTD	Depot photocopier lease October 2026	BENMUNI	181.50
05/10/2026	DD	DD34569.1	05102026	FINRENT PTY LTD	Plotter lease October 2026	BENMUNI	402.59
07/10/2026	DD	DD34570.1	882515	FLEETCARE PTY LTD	Community Emergency Services Manager Vehicle Lease (1ISV360)	BENMUNI	4386.96
01/10/2026	DD	DD34613.1	LMB1314816	LES MILLS ASIA PACIFIC	Les Mills Signature Partnership Package as per contract (I-24-9741)	BENMUNI	754.58
07/10/2026	DD	DD34616.1	INV-47015	DIGIT BOOKS PTY LTD	Payroll processing - September 2026	BENMUNI	2722.50
							1908614.06

SHIRE OF COLLIE
Schedule of Paid Accounts - Purchasing Card Payments
16 September 2026 - 15 October 2026

14.4.B

Date	Method	EFT Batch	Invoice Reference	Vendor	Description	Fund	Amount
Payments made by purchasing card							
21/09/2026	DD	DD34609.1	E25037	AMPOLCARD	Ampol Fuel Card Aug 2026 - 104CO	BENMUNI	115.27
21/09/2026	DD	DD34609.1	E7396	AMPOLCARD	Ampol Fuel Card Aug 2026 - 100CO	BENMUNI	137.04
21/09/2026	DD	DD34609.1	E7722	AMPOLCARD	Ampol Fuel Card Aug 2026 - 100CO	BENMUNI	71.51
21/09/2026	DD	DD34609.1	E8300	AMPOLCARD	Ampol Fuel Card Aug 2026 - 100CO	BENMUNI	141.09
21/09/2026	DD	DD34609.1	E8730	AMPOLCARD	Ampol Fuel Card Aug 2026 - 100CO	BENMUNI	102.49
21/09/2026	DD	DD34609.1	E9117	AMPOLCARD	Ampol Fuel Card Aug 2026 - 100CO	BENMUNI	103.16
21/09/2026	DD	DD34609.1	E376989	AMPOLCARD	Ampol Fuel Card Aug 2026 - 104CO	BENMUNI	186.26
21/09/2026	DD	DD34609.1	E8155	AMPOLCARD	Ampol Fuel Card Aug 2026 - 105CO	BENMUNI	170.83
21/09/2026	DD	DD34609.1	E6767	AMPOLCARD	Ampol Fuel Card Aug 2026 - 102CO	BENMUNI	160.43
21/09/2026	DD	DD34609.1	E7284	AMPOLCARD	Ampol Fuel Card Aug 2026 - 102CO	BENMUNI	111.51
21/09/2026	DD	DD34609.1	U144244	AMPOLCARD	Ampol Fuel Card Aug 2026 - 102CO	BENMUNI	156.18
21/09/2026	DD	DD34609.1	E1168	AMPOLCARD	Ampol Fuel Card Aug 2026 - 102CO	BENMUNI	92.50
21/09/2026	DD	DD34609.1	E8940	AMPOLCARD	Ampol Fuel Card Aug 2026 - 105CO	BENMUNI	70.24
21/09/2026	DD	DD34609.1	E6834	AMPOLCARD	Ampol Fuel Card Aug 2026 - 100CO	BENMUNI	120.70
06/10/2026	DD	DD34578.1	8768	WRIGHT EXPRESS AUSTRALIA PTY LTD	WEX Motorpass Sep 2026 (1EFB204) Fuel	BENMUNI	189.29
06/10/2026	DD	DD34578.1	91 1DCF765	WRIGHT EXPRESS AUSTRALIA PTY LTD	WEX Motorpass Sep 2026 (1DCF765) Card Fee	BENMUNI	5.50
06/10/2026	DD	DD34578.1	91 CO17526	WRIGHT EXPRESS AUSTRALIA PTY LTD	WEX Motorpass Sep 2026 (CO17526) Card Fee,	BENMUNI	5.50
06/10/2026	DD	DD34578.1	10468	WRIGHT EXPRESS AUSTRALIA PTY LTD	WEX Motorpass Sep 2026 (1HAA346) Fuel	BENMUNI	227.90
06/10/2026	DD	DD34578.1	91 1HAA346	WRIGHT EXPRESS AUSTRALIA PTY LTD	WEX Motorpass Sep 2026 (1HAA346) Card Fee,	BENMUNI	5.50
06/10/2026	DD	DD34578.1	8805	WRIGHT EXPRESS AUSTRALIA PTY LTD	WEX Motorpass Sep 2026 (1IWU118) Fuel ,	BENMUNI	151.24
06/10/2026	DD	DD34578.1	91 1IWU118	WRIGHT EXPRESS AUSTRALIA PTY LTD	WEX Motorpass Sep 2026 (1IWU118) Card Fee,	BENMUNI	5.50
06/10/2026	DD	DD34578.1	8803	WRIGHT EXPRESS AUSTRALIA PTY LTD	WEX Motorpass Sep 2026 (1EZE593) Fuel ,	BENMUNI	46.18
06/10/2026	DD	DD34578.1	10555	WRIGHT EXPRESS AUSTRALIA PTY LTD	WEX Motorpass Sep 2026 (1EZE593) Fuel & Surcharge	BENMUNI	203.19
06/10/2026	DD	DD34578.1	91 1EZE593	WRIGHT EXPRESS AUSTRALIA PTY LTD	WEX Motorpass Sep 2026 (1EZE593) Card Fee	BENMUNI	5.50
06/10/2026	DD	DD34578.1	91 1HXV736	WRIGHT EXPRESS AUSTRALIA PTY LTD	WEX Motorpass Sep 2026 (1HXV736) Card Fee	BENMUNI	5.50
06/10/2026	DD	DD34578.1	91 1EFB204	WRIGHT EXPRESS AUSTRALIA PTY LTD	WEX Motorpass Sep 2026 (1EFB204) Card Fee	BENMUNI	5.50
06/10/2026	DD	DD34578.1	8707	WRIGHT EXPRESS AUSTRALIA PTY LTD	WEX Motorpass Sep 2026 (1EOB212) Fuel & Surcharge	BENMUNI	100.22
06/10/2026	DD	DD34578.1	91 1EOB212	WRIGHT EXPRESS AUSTRALIA PTY LTD	WEX Motorpass Sep 2026 (1EOB212) Card Fee,	BENMUNI	5.50
06/10/2026	DD	DD34578.1	91 CO31241	WRIGHT EXPRESS AUSTRALIA PTY LTD	WEX Motorpass Sep 2026 (CO31241) Card Fee	BENMUNI	5.50
06/10/2026	DD	DD34578.1	91 1DAN765	WRIGHT EXPRESS AUSTRALIA PTY LTD	WEX Motorpass Sep 2026 (1DAN765) Card Fee	BENMUNI	5.50
06/10/2026	DD	DD34578.1	91 CO20218	WRIGHT EXPRESS AUSTRALIA PTY LTD	WEX Motorpass Sep 2026 (CO20218) Card Fee	BENMUNI	5.50
06/10/2026	DD	DD34578.1	9478	WRIGHT EXPRESS AUSTRALIA PTY LTD	WEX Motorpass Sep 2026 (1CXV789) Fuel & Surcharge	BENMUNI	124.38
06/10/2026	DD	DD34578.1	91 1CXV798	WRIGHT EXPRESS AUSTRALIA PTY LTD	WEX Motorpass Sep 2026 (1CXV789) Card Fee,	BENMUNI	5.50

SHIRE OF COLLIE
Schedule of Paid Accounts - Purchasing Card Payments
16 September 2026 - 15 October 2026

Date	Method	EFT Batch	Invoice Reference	Vendor	Description	Fund	Amount
Payment made by credit card							
14/10/2026	DD	DD34612.1	3SNYHVMS36Z	BENDIGO BANK CREDIT CARD	South West Business Forum 2026	BENMUNI	65.00
14/10/2026	DD	DD34612.1	67481	BENDIGO BANK CREDIT CARD	Accommodation - CEO attendance at 2026 WALGA AGM	BENMUNI	218.01
14/10/2026	DD	DD34612.1	702094262	BENDIGO BANK CREDIT CARD	Advertising - Recruitment	BENMUNI	671.00
14/10/2026	DD	DD34612.1	05014-12392213-1	BENDIGO BANK CREDIT CARD	Canva Subscription 2026-2027	BENMUNI	164.99
14/10/2026	DD	DD34612.1	29092026	BENDIGO BANK CREDIT CARD	Credit Card Fee	BENMUNI	4.00
14/10/2026	DD	DD34614.1	70440311	BENDIGO BANK CREDIT CARD	Certificate of Title	BENMUNI	33.90
14/10/2026	DD	DD34614.1	INV-DF-AUS-15647200-21967-62	BENDIGO BANK CREDIT CARD	Starlink subscription - suspended	BENMUNI	84.01
14/10/2026	DD	DD34614.1	57273	BENDIGO BANK CREDIT CARD	DASH Cam for CESM vehicle	BENMUNI	2197.00
14/10/2026	DD	DD34614.1	595953	BENDIGO BANK CREDIT CARD	Fuel - Ampol card declined	BENMUNI	110.51
14/10/2026	DD	DD34614.1	S2706	BENDIGO BANK CREDIT CARD	Asbestos Warning Signs	BENMUNI	32.24
14/10/2026	DD	DD34614.1	29092026	BENDIGO BANK CREDIT CARD	Credit Card Fees	BENMUNI	12.00
14/10/2026	DD	DD34614.1	70440263	BENDIGO BANK CREDIT CARD	Certificate of Title	BENMUNI	33.90
14/10/2026	DD	DD34614.1	15092026	BENDIGO BANK CREDIT CARD	Catering September BFAC meeting	BENMUNI	78.95
14/10/2026	DD	DD34614.1	6024.781.039	BENDIGO BANK CREDIT CARD	Accomodation for staff training	BENMUNI	190.00
14/10/2026	DD	DD34614.1	26-0001632	BENDIGO BANK CREDIT CARD	EHO Respiratory Masks	BENMUNI	52.46
14/10/2026	DD	DD34614.1	13092026	BENDIGO BANK CREDIT CARD	Ads TED Strategy Community Engagement	BENMUNI	1.55
14/10/2026	DD	DD34614.1	36826087	BENDIGO BANK CREDIT CARD	Fee to lodge prosecution notices,	BENMUNI	199.10
14/10/2026	DD	DD34614.1	36826089	BENDIGO BANK CREDIT CARD	Fee to lodge prosecution notices	BENMUNI	199.10
14/10/2026	DD	DD34614.1	INV-DF-AUS-15605838-52649-74	BENDIGO BANK CREDIT CARD	Starlink subscription	BENMUNI	2.71
							7,198.04

Council Resolutions Closed Since Last Meeting

19.1.A

Res No.	Resolution Date	Item No	Title	Motion	Status	Action By	Comment
9858	13-Oct-26	20.1	Employee Matter	That Council endorses the short-term changes to the work environment required to accommodate the Director Community and Culture position, with a future report to be provided to Council on administration building modifications/extensions required to accommodate medium to long-term staffing requirements.	Closed since last meeting	CEO	No further action is required at this time. A further report will be presented to Council in due course.
9856	13-Oct-26	20.1	Employee Matter	That: a)Council accepts the recommendation for appointment of short-listed applicant 2 to the position of Director Community and Culture as contained within the assessment report and authorise the Chief Executive Officer to negotiate terms of appointment. b)Should contract negotiations be unsuccessful or short-listed applicant 2 does not satisfy the requirements of the role and successfully pass the 6 month probation period, then Council accepts the recommendation for appointment of short-listed applicant 1 to the position of Director Community and Culture as contained within the assessment report and authorises the Chief Executive Officer to negotiate terms of appointment.	Closed since last meeting	CEO	Recruitment process completed.
9854	13-Oct-26	17.1	Extended Retail Trading Hours – 2026 Christmas Period and 2027 Public Holidays	That Council authorise the Chief Executive Officer to accept the extended trading package offered to regional local government authorities for the 2026 Christmas period and public holidays in 2027.	Closed since last meeting	CEO	Response provided
9853	13-Oct-26	14.3	Accounts Paid – 16 August to 15 September 2026	That Council: 1.Notes the Chief Executive Officer's list of accounts for the period 16 August 2026 to 15 September 2026 paid under delegation in accordance with Regulation 13(1) of the Local Government (Financial Management) Regulations 1996, as presented in Appendix 14.3.A totalling $862,133.03. 2.Notes the reported card transactions for the period 16 August 2026 to 15 September 2026 in accordance with Regulation 13A(1) of the Local Government (Financial Management) Regulations 1996, as presented in Appendix 14.3.B totalling $6,184.54.	Closed since last meeting	MF	No further action required
9852	13-Oct-26	14.2	Financial Management Report – August 2026	That Council receives the Financial Management Report for 31 August 2026 as presented in Appendix 14.2.A.	Closed since last meeting	MF	No further action required
9851	13-Oct-26	14.1	Sharing of CCTV with WAPOL	That Council endorses the sharing of the Shire of Collie CCTV footage to the WAPOL Safer Cities vGRID CCTV sharing platform on the understanding that the initial gateway device is supplied by WAPOL.	Closed since last meeting	MITC	Completed.
9850	13-Oct-26	11.1	SecondBite Food Distribution Hub	That Council: 1.Supports the SecondBite Food Distribution Hub proposal for the Collie community. 2.Supports the hosting of a stakeholder meeting to gauge community support. 3.Supports consideration of the former Ewington School as one potential location for a food distribution hub.	Closed since last meeting	CEO	A meeting has been held with SecondBite and arrangements have commenced for a stakeholder meeting.
9849	13-Oct-26	10.2	Tourism and Economic Development Committee Meeting – 29 September 2026	That Council receives the Minutes of the Tourism and Economic Development Committee Meeting held on 29 September 2026.	Closed since last meeting	TEDC	No further action required

Council Resolutions Closed Since Last Meeting

Res No.	Resolution Date	Item No	Title	Motion	Status	Action By	Comment
9848	13-Oct-26	10.1	Bush Fire Advisory Committee Meeting – 15 September 2026	That Council: 1.Appoints the following personnel as Fire Control Officers for the 2026/27 bush fire season in accordance with the Bush Fire Act 1954: •Kohdy Flynn – Allanson BFB •Graham Genev – Worsley BFB •Michael Hart – Harris River BFB •Declan Rochester - Collie Preston BFB •Neil Waywood – Collieburn Cardiff BFB •Shane Hickson – Collie Volunteer Fire & Rescue Service •Terry Hunter – Shire of Collie •Julian Martin – Shire of Collie •Peter Lubcke – Dual FCO – Shire of West Arthur •Brad Morgan – Dual FCO – Shire of Boddington •Stefan Ansell – Shire of Collie – Ranger •Dallas Brennan – Shire of Collie – Ranger •Shaun Partyka – Shire of Collie – Ranger •Quinn Newton – Shire of Collie – Bushfire Risk Management Coordinator •Robert Schmidt – Shire of Collie – Community Emergency Services Manager •Alex Wiese – Shire of Collie – Director Development Services 2.Appoints the following personnel to the positions of Chief Fire Control Officer and Deputy Chief Fire Control Officer for the 2026/27 and 2027/28 bush fire seasons in accordance with the Bush Fires Act 1954: •Darren Robinson – Chief Bush Fire Control Officer •Kohdy Flynn – Deputy Chief Bush Fire Control Officer	Closed since last meeting	CESM	No further action required
9847	13-Oct-26	10.1	Bush Fire Advisory Committee Meeting – 15 September 2026	That Council receives the Minutes of the Bush Fire Advisory Committee Meeting held on 15 September 2026.	Closed since last meeting	CESM	No further action required
9846	13-Oct-26	8.1	Ordinary Council Meeting – 8 September 2026	That Council confirms the Minutes of the Ordinary Meeting of Council held on 8 September 2026.	Closed since last meeting	GC	No further action required
9845	13-Oct-26	13.3	2026/27 Pool Season Opening and Closing Date and Times	That Council: 1.Pursuant to Section 6.12 of Local Government Act 1995 authorises entry fees to be waived for Saturday, 7 November 2026, at the Collie Mineworkers Memorial Swimming Pool for a community free day. 2.Notes the proposed 2026/27 season dates and opening hours.	Closed since last meeting	DDS	No further action required
9814	11-Aug-26	11.2	Review of Delegations	That Council: 1.Acknowledges that it has completed its annual review of delegations and duties to the Chief Executive Officer, as empowered by the Local Government Act 1995, Regulations, and other relevant statutes. 2.In accordance with Section 5.46(2) of the Local Government Act 1995, adopts the Register of Delegations 2026/27, as included in Appendix 11.2.A..	Closed since last meeting	GC	Reviews finalised

Council Resolutions Closed Since Last Meeting

Res No.	Resolution Date	Item No	Title	Motion	Status	Action By	Comment
9655	09-Sep-25	20.1	Special Projects Director	That Council: 1.Endorse the creation of the Special Projects Director position; 2.Authorise the Chief Executive Officer to recruit and negotiate the terms of appointment a through a 3-5 year Contract of Employment; 3.Pursuant to Section 6.8(1) of the Local Government Act, approve an amendment to the 2025/26 Budget to increase employee costs through the employment of a Special Projects Director of $134,750; and 4.Pursuant to Section 6.8(1) of the Local Government Act, approve an amendment to the 2025/26 Budget to increase grants and contributions income associated with the employment of a Special Projects Director of $134,750.	Closed since last meeting	CEO	Role has transitioned to project manager with executed contract in place for 18 months.
9640	12-Aug-25	12.1	Tender 01/2025 Collie Waste Transfer Station - Design & Construct New Plant Shed and Compound	That Council: 1.Resolves not to accept any of the tender submissions for Tender 01/2025 'Collie Waste Transfer Station - Design & Construct New Plant Shed and Compound', based on the Evaluation Panel Report recommendation detailed in Confidential Attachment 12.1.A – Tender Evaluation Report; and 2.Request the Chief Executive Officer to investigate and provide further information and costings on alternative options.	Closed since last meeting	DO	Report provided to this meeting.

Res No.	Resolution Date	Item No	Title	Motion	Status	Action By	Comment
9844	13-Oct-26	13.2	Adoption of Trading in Public Places Policy (CP3-002)	That consideration of the adoption of Trading in Public Places Policy (CP3-002) and report be deferred to provide the opportunity for Councillors to consider the proposed Policy further prior to making a decision.	Open	DDS	A further report to be provided to Council in due course.
9841	13-Oct-26	13.1	Proposed Scheme Amendment - 185 Throssell Street and 1 Wellington Boulevard, Collie - Mixed Use Zone	That Council: 1.Pursuant to the Planning and Development (Local Planning Schemes) Regulations 2015, adopts (for the purpose of advertising) Scheme Amendment No. 5 to Local Planning Scheme No.6 to rezone land from Special Use Zone 1 to Mixed Use Zone with a R40 density code and delete SU1 row from Table 6. 2.Pursuant to Regulation 35 of the Planning and Development (Local Planning Schemes) Regulations 2015, resolves that, in its opinion, Local Planning Scheme No. 6 Amendment No. 5 is a Standard Amendment as it is an amendment that would have minimal impact on land in the scheme area that is not the subject of the amendment.	Open	MPD	
9832	08-Sep-26	13.2	Proposed Scheme Amendment Part of Lot 4477 Piavanini Road, Collie Burn - Warehouse/Storage	That Council, in accordance with the Planning and Development (Local Planning Schemes) Regulations 2015, Regulation 50(2)(a) and 50(3)(b), resolves to: 1.Support Scheme Amendment No. 4 to Shire of Collie Local Planning Scheme No.6 to add a row to Schedule 2, Table 5 of LPS6 as follows: Description of landAdditional use Conditions A3Part of Lot 4477 Piavanini Road, Collie BurnAs a 'D' use Warehouse/storageAs determined by the local government Rezone the applicable northeast corner of Lot 4477 Piavanini Road, Collie, with the inclusion of additional use A3. 2.Give notice of the proposed scheme amendment to the Department of Fire and Emergency Services (DFES) and the Department of Mines, Petroleum and Exploration (DMPE) and forward any submissions to the Western Australian Planning Commission. 3.Submit the advertised scheme amendment documentation to the Western Australian Planning Commission. 4.If the amendment is approved by the Minister for Planning and Lands, Housing and Works and Health Infrastructure, execute the amendment documents and provide copies to the Western Australian Planning Commission for endorsement.	Open	DDS & MPD	
9831	08-Sep-26	13.1	13.1 Proposed Grouped Dwellings – 112 Wittenoom Street, Collie	That Council: 1.Defer the item for future consideration. 2.Request the Chief Executive Officer to provide Council with a cost estimate for sealing or upgrade to road base of the laneway.	Open	DDS & MPD	A further report to be provided to Council in due course.
9812	11-Aug-26	10.1	Bush Fire Advisory Committee – 13 July 2026	That once the Community Emergency Services Manager is settled, that Council and the Bush Fire Advisory Committee receive an update on outstanding actions noted in the Bush Fire Advisory Committee and bush fire brigades' minutes.	Open	DDS, CESM	Further report to BFAC and Council to be provided in due course

Council Resolutions Open

Res No.	Resolution Date	Item No	Title	Motion	Status	Action By	Comment
9801	13-Jul-26	13.3	Concept Design for the Co-location of the Collie Visitor Centre and Coalfields Museum and Historical Research Centre	That Council 1.Receive and endorse the preliminary concept design for co-location of the Coalfields Museum and Historical Research Centre and Collie Visitor Centre on Reserve 47293; 2.Note a.The concept design allows for the retention of two locomotives on the lower level of Reserve 47293 and does not include additional roofed coverage for the retained W Class locomotive; b.The location of the locomotive known as 'Polly' remains unchanged near the entry to the Collie Visitor Centre on Throssell Street; c.Restoration or protective work on any of the four locomotives on Reserve 47293 may require their relocation to another site. If this is required, a report will be provided to Council, accompanied by a business case outlining costs, funding sources, and the return location of the locomotive(s); d.A Councillor workshop will be scheduled in August 2026 to support Council feedback for incorporation into the final concept design; and e.A further report will be presented to Council, providing Council the opportunity to consider the final concept design.	Open	DDS	Further report to be provided in due course
9778b	12-May-26	11.4	Draft Annual Budget 2026/27	That Council 1.Endorse the Shire of Collie 2026/27 Draft Budget, inclusive of the following elements (Closed) 2.Request the Chief Executive Officer to investigate Hodgson Terrace and Bradbury Road.	Open	DO	1. Closed. 2. Report to be provided on Hodgson Terrace and Bradbury Road to a future meeting. Footpath grant opportunities are being investigated.
9761b	14-Apr-26	11.3	Rating Strategy 2026/27-2035/36	That Council: 1-3 (Closed) 4.Hold future public workshops to explain the differential rating strategy	Open	DCS	Items 1-3 of resolution closed. Public workshop to be held. This resolution will not be updated until February 2027, following a public workshop in December 2026.
9736c	10-Mar-26	11.2		That Council 1. - Closed 2.Christmas Decorations Working Group a)Establishes the Collie Christmas Decorations Reference Group. b)Appoints the following elected member as a member of the Collie Christmas Decorations Reference Group: Cr Smith c)Calls for expression of interest for other members to be appointed in accordance with the Terms of Reference at a future meeting of Council.	Open		EOI for Christmas Decoration Working Group was advertised in July. Iniitally only one nomination received. Further late nomination received. Nominees advised that the Reference Group will not proceed in 2026. Formation of Group will be revisited in early 2027.
9732	10-Feb-26	15.1	Reward for Information Relating to Theft and Vandalism	That the CEO 1)Offers a reward of $1,000 for information which leads to a conviction for the defacing of the cenotaph in Soldiers Park last weekend. 2)Prepare a report and draft Vandalism and Theft Reward Policy for Council's consideration.	Open	DDS/CESM	Point 1. Closed. Poont 2 - Report being prepared through Community Safety and Crime Prevention Committee.

Council Resolutions Open

Res No.	Resolution Date	Item No	Title	Motion	Status	Action By	Comment
9713	09-Dec-25	20.4	Industrial Land	That Council: 1. Receive the Industrial Land report dated 9 December 2025. 2. Authorise the Chief Executive Officer to implement the Confidential recommendation contained within the 9 December 2025 Behind Closed Doors Report 20.4.	Open	CEO	Acquisition value included in the draft 2026/27 Budget. Development WA are progressing the contract of sale.
9706	09-Dec-25	14.1	Disposal of Properties to Recover Rates – Various Assessments	That Council utilise CLOUD PAYMENT GROUP to sell the properties and / or the parcels of land attached to: •Assessment A37 •Assessment A743 •Assessment A744 •Assessment A745 •Assessment A2131 •Assessment A2713 •Assessment A2860 due to non-payment of rates and services for a period of three years or more, under Section 6.64 of the Local Government Act 1995.	Open	CEO/DCS	Payment in full has been received on one property. Auction held in September for 4 vacant lots. The remaining 2 lots with houses will be scheduled for auction in the coming months.
9691	11-Nov-25	12.2	Proposed Twelve (12) Month Trading Undertaking – Sale of Sand	That Council: 1.Endorse the establishment of a twelve (12) month trial Trading Undertaking for the sale of sand from Premier Coal (Pit 4), commencing 1 January 2026 and ceasing 31 December 2026; 2.Authorise the Chief Executive Officer to liaise with Premier Coal to confirm any restrictions, WH&S and other requirements under Sand Extraction Licence PCL-PC-4072, and apply for the relevant permissions; 3.Endorse the introduction of a new Shire of Collie Fee and Charge for the "Sale of Sand at $15.00 per tonne", with the new Fee and Charge to apply from 1 January 2026; 4.In accordance with S6.2 of the Local Government Act 1995, give local public notice of its intention to introduce a new Shire of Collie Fee and Charge for the "Sale of Sand at $15.00 per tonne"; 5.Endorse the implementation of unbudgeted operational control measures associated with the Trading Undertaking including weighbridge verification, pre-extraction notification, relevant supervision, and passive surveillance; 6.Endorse the commissioning of a volumetric survey to confirm total sand availability at Premier Coal (Pit 4) and set extraction limits; 7.Endorse the allocation net revenue (sales income less expenditure) from the sale of sand being allocated to the Building Reserve; and 8.Note that the findings from the Trading Undertaking trial will inform a formal Business Case to be developed and considered by Council at the December 2026 Council meeting.	Open	DO	Arrangements are being put in place to enable the trial to proceed. Delayed due to staff resourcing.
9689	11-Nov-25	11.6	Lease Renewal and Extension – Collie Racing Drivers Association (Speedway)	That Council supports: 1.The excision of 30m x 315.37m of land from Unallocated Crown Land PIN 547520 for inclusion into adjoining Reserve 30627, subject to the Collie Racing Drivers Association Inc meeting all costs incurred by the Shire of Collie. 2.The renewal of the lease of Reserve 30627, incorporating the proposed extension, to the Collie Racing Drivers Association Inc for a period five years with an option to renew for a further term of five years.	Open	GC	Collie Racing Drivers Association advised. Changes to land boundaries have been finalised. New lease being prepared.

Council Resolutions Open

Res No.	Resolution Date	Item No	Title	Motion	Status	Action By	Comment
9669	14-Oct-25	20.2	Renergi Project Update	That Council: 1.Receive the Renergi Waste to Energy Plant advice from McLeods Lawyers dated 9 October 2025. 2.Authorise the Chief Executive Officer to implement the Confidential recommendation contained within the 14 October 2025 Behind Closed Doors Report 20.2.	Open	CEO	Updated draft lease and operating agreement provided to Renergi for further comment. Subsequent meetings have occurred.
9558	11-Mar-25	10.2	Audit Committee Meeting – 11 March 2025	That Council support the Audit Committee's request to receive a report on the current Water Corporation water consumption invoices and locations to assess whether seasonal water consumption or leakage is the cause of current expenditure levels.	Open	DCS	Some information presented to ARIC Meeting held 31 March 2026. Item deferred pending further information to be provided.
9528	10-Dec-24	14.1	Rotary Fire Tower Restoration Project - Reserve 30555 Coombes Street, Collie	That Council authorise the Chief Executive Officer entering into a Facility User Agreement with the Rotary Club of Collie over a portion of Reserve 30555 Coombes Street, Collie for the purposes of storage and restoration of the Stage 1 Hut element of the Munro Fire Tower Project, at no charge for a period not exceeding 3 years, unless otherwise extended by Council. This agreement does not in any way indicate support for the project beyond Stage 1.	Open	CEO/DO	Hut has been stored at Coombes Street. Feasibility of main structure is being reviewed by Rotary.
9425	11-Jun-24	13.1	Collie Town Centre Special Purpose Parking	That Council resolves pursuant to the Shire of Collie Parking Local Law to: a) note the responses received during further targeted consultation with stakeholders in the Town Centre; b) designate a taxi only between the hours of 6pm – 6am on-street parking bay on Throssell Street in a suitable location between the Crown and Victoria Hotels; c) designate the existing loading bay opposite the Boulevard Shopping Centre as a dual taxi parking and loading bay on Forrest Street; d) designate an Australian Standard compliant on-street disabled bay on Throssell Street opposite 123 Throssell Street, following undertaking consultation with Main Roads WA and report back to Council; e) direct officers to undertake further investigations relating to other recommendations raised in the report back to Council as a subsequent stage of the parking review.	Open	TP/DDS	Point e) to be finalised in late 2026 or early 2027.
9380	12-Mar-24	13.3	Collie Airfield Master Plan	That the Council: 1. adopts the Collie Airfield Master Plan; 2. instruct CEO to investigate project planning for the implementation of the Collie Airfield Master Plan.	Open	DDS	Actions are underway to progress land tenure arrangements for the site.
9259	12-Sep-23	14.3	Proposed Road Widening – Christie Street, Collie	That the Council resolve to authorise necessary actions to widen the road reserve adjacent lot 1173; 16 Christie Street, Collie.	Open	DO	Arrangements are being made to undertake the required survey.